


# WOODWORKERS NEWS



Northeastern  
Woodworkers  
Association

September-October 2023, Vol. 32, Number 7

## President's Column

*By Steve Schoenberg (pinch-hitting for Irv)*

Hi Folks -- Irv is taking a bit of time with his family so he asked me to fill the space in his column.

As summer draws to a close, many of us are turning our attentions once again to indoor activities and we hope that includes your woodworking. We are happy to report that sessions in all the NWA's shops have been well attended. This includes SIG meetings at Railroad Avenue, at the Hudson River Maritime Museum and of course the Updahl shop. We owe thanks to our Education Committee for the many classes that have been held and filled with NWA woodworkers. All this participation is good – so good that we may have forgotten the days when we gathered in each other's shops for collaborative woodworking projects and all the networking activities we used to do before we were blessed to have our great Learning Centers.

One way we can get back to networking with each other is through the shop tours we enjoyed in days past. Chris Stolicky is working to coordinate shop tours in the weeks ahead. Please look for his article in this newsletter and if you are willing, please sign up to open your shop and make a few new woodworking friends.

If you have ideas of how we can increase our networking and sharing woodworking activities with other club members, please let us know. Let's network about networking!

And please put the October 12th monthly meeting on your calendar. Dave Parkis will be speaking about keeping our tools sharp.

-- Stay safe, help others & keep woodworking,  
Steve Schoenberg, pinch-hitting for Irv

**NWA  
Monthly Meeting  
Thursday, October 12th**

**7pm at  
97 Railroad Ave. Colonie**

**Dave Parkis will be  
speaking about keeping  
our tools sharp.**

## Member Shop Tours

*By Chris Stolicky*

Do you have a shop where all of the magic happens, but no one ever gets to see it? Are you looking for an excuse to clean your shop so you can have visitors? Is your shop as pristine as a clean room and you want to share your organization skills with other members? Well, if you answered "yes" to any of these questions, then you are a candidate to host your shop for a tour!

After a brief retirement of member shop tours, we are going to do it again. If you would like to open your shop for members to tour on a Saturday morning, send an email to Chris Stolicky at stolicky@hotmail.com and list your preference of October 21st, or November 4th. We will try to arrange the open shops geographically. More dates are possible if there is a great interest.

## OFFICERS

**President** - Available  
(temporarily filled by VP)

**Vice President** - Irv Stephens

**Recording Secretary** - Susan McDermott

**Treasurer** - Paul Ruud  
nwatreasurer2@gmail.com

**Executive Secretary** - Steve Schoenberg  
nwashop97@gmail.com



## NWA BOARD MEMBERS

Pete Chast  
Mid-Hudson Board Rep  
Wally Cook  
Board Member at Large  
Dale Lombardo  
Board Member at Large  
Chris Stolicky  
Board Member at Large  
Charlie Goddard  
Board Member Emeritus



## Mid-Hudson Chapter

Bill Sterling, President  
wster1156@aol.com



## CHAIR/CONTACT PERSONS

**Auction and Hospitality**  
Lee Hilt  
nwaauction1@gmail.com

## Education

*Chair pro tem* - Dave Mobley  
nwasearch1@gmail.com  
*Registrar* - Jon Bennett  
nwaeeducation1@gmail.com  
*Members* - Stan Blanchard,  
Dick Flanders, Don Orr,  
Juliana Shei, Bill Sterling,  
Carl Stoner, Fred Tresselt

## Fiske Fund

*Chairperson* - Woody Bowler  
fiskefund@gmail.com  
*Treasurer* - Juliana Shei  
fftreasurer@yahoo.com

*Members* - Jon Bennett, Dick Flanders,  
Bill Sterling

## Historian

Wayne Distin

## Library

Susan Hill

## Membership

Alan Hayes  
NWAMembers1@gmail.com

## Newsletter Editor

Daniel Packer  
nwanewsletter1@gmail.com

## Publicity

John Olenik  
jolenik@nycap.rr.com

## Showcase Chair

Irv Stephens  
nwa.showcase.chair2@gmail.com

# NWA Lumber & Tool Auction 2023 Returns

*By Lee Hilt and Juliana Shei*

2023 was our second year of the return of the Lumber and Tool Auction after the 2-year pandemic shutdown, and the event continues to be a success. A perfect fall weather day and our total proceeds and attendees exceeded 2022.

As with any prior auction, it was another great performance by NWA volunteers. Beginning with setup the Wednesday prior, running through the day's long auction and concluding with the take down and packing up, was really something to be proud of. Thank you, volunteers.

Some numbers you may find of interest courtesy of Juliana Shei:

- A total of 74 bidder numbers were issued this year compared to 57 in 2022.
- A total of 111 Lot Numbered items and batches were sold at auction.
- Of these 111 Lots, lumber sales totaled approximately 1,850bf
- Another 187 individual sales of mostly multiple items were made in the Cash & Carry section.
- Of these 187 individual Cash & Carry sales, 59 were of wood.
- Net sales were \$14K compared to \$9.7K in 2022.

**Feedback** - We learn how to do these type things by trial & error and hopefully make things better in the process. Your feedback is an important part of that process. Send your constructive suggestions to [nwaauction1@gmail.com](mailto:nwaauction1@gmail.com).

All tools, equipment and lumber – both rough cut lumber, and log form, are donated to NWA by members and friends of members. All donors receive an NWA Donor Letter which outlines the fact that NWA is a qualified 501(c)(3) charitable organization. You are our best source of auction items. All I need is a name and contact info of a potential donor, and consider it done.



*Rick Bird (left) & Todd Gunter (Auction Help)*



## WOODWORKERS NEWS

is published by the Northeastern Woodworkers Association for its members. The Association's aim is to provide a common meeting ground for lovers of woodworking who want to know more about wood and the techniques for forming it. The newsletter is published monthly. The newsletter is available online at [www.woodworker.org](http://www.woodworker.org)



Your next issue of  
**Woodworkers News**

will be published  
in November

Copy deadline: October 20th

Daniel Packer

Editor

[nwanewsletter1@gmail.com](mailto:nwanewsletter1@gmail.com)

Elizabeth Keays Graphic Artist  
Designer



### WEBSITE

[www.woodworker.org](http://www.woodworker.org)

Webmaster: Andy Moss

[nwawebmasterhelp@gmail.com](mailto:nwawebmasterhelp@gmail.com)



## NORTHEASTERN WOODWORKERS ASSOCIATION

P.O. BOX 246

Rexford, New York 12148

[NEWoodwork@yahoo.com](mailto:NEWoodwork@yahoo.com)



Proceeds from the auction go 50 % to the Fiske Fund, an educational grant fund used to defray costs of woodworkers' education, and 50 % to the NWA general fund.

**Our 2024 auction will be September 21, 2024**

Thank you,

Lee Hilt, [nwaauction1@gmail.com](mailto:nwaauction1@gmail.com), 518 698-3751

Juliana Shei

NWA Lumber & Tool Auction Co-Chairs



*Auctioneer Bob Williams (L) Steve Vanderzee Auction Help (Center - Black Shirt)*



*Dick Flanders*



*Austin Spang (member - donor)*



*Check Out Table. Seated (L to R)  
Sue McDermott, Dale Lombardo,  
Wally and Celia Carpenter*

# Carving Aides for Woodturners

By Wally Cook

Carl Ford demonstrated various aides for laying out and carving Al Stirt-style bowls and plates. Building off his recent article in the June issue of American Woodturner, Carl showed how to make his rotating T-square and layout wheels.

Al Stirt pioneered an approach to platters and plates (both round and square) that feature intricate carved and textured patterns (see Archives ([alstirt.com](http://alstirt.com))). Laying out the design comes with its own set of challenges. After studying with Al, Carl developed an approach that works well for design layout and execution. There are four aspects to Carl's approach:

1. A shop-made carving stand that can be affixed to the ways of a lathe or clamped to a work table. The jig is Carl's design and is described on his website ([Carl's Carving Stand](http://Carl's Carving Stand)·[Carl Ford Studio Woodturner](http://Carl Ford Studio Woodturner)). The stand accommodates his chuck; it is adjustable and allows rotation of the platter.
2. Carl's Index Wheels are laid out in different diameters. We made the larger 16" wheels. Carl has different options for the wheels which vary the number of indexed segments. He has the vector drawings on his website for download ([Carl's Index Wheels - How to Make](http://Carl's Index Wheels - How to Make)·[Carl Ford Studio Woodturner](http://Carl Ford Studio Woodturner)). The advantage of these wheels is two-fold: a) they make it easy to keep track of the intervals and b) they act as a template to lay out all the stops at once. Carl's layout wheels allow an odd or even number of segments to be marked out, as well as overlapping design segments.
3. Rotating T-Squares come in several varieties – **Inside** T-square with circular base and a fixed or adjustable blade; and an **Outside** T-square with a vee-shaped base and fixed blade. The circular base T-squares are placed in the center hollow of the platter with the blade extended to the rim. Carl also uses an **Outside** T-square with the vee-base is placed on the rim of the platter; the blade extending to the center of the platter. Each can be used to mark radius marks for the design.
4. Template forms made from acrylic quilt layout material. Although any thin transparent or translucent material will work, Carl recommended the quilt template material, because it is easy to cut with scissors or X-acto knife. He designs a simple template form and uses the negative stencil to transfer the line drawing to the platter. It's very straightforward to tape the pattern to one of the T-squares and line up the intervals between the segments with the marks set by the index wheel.



*Carl fashioned his own carving stand*




*Another view of the adjustable carving stand*




When the patterns are laid out on the platter, Carl uses an Automach power carver to incise the design. Although this is an expensive tool, it's ease of use makes it a good investment for those who intend to pursue carving as a regular feature of their turned pieces. For those who just wish to experiment, a cheaper option is the Ryobi Electric Chisel 501, but Carl recommends using Flex-cut brand blades compatible with this tool.




*Here's an example of Carl's work*



*Quilting template material is used to cut out a design feature*



*The plate is placed on Carl's wheel template to mark design intervals on the rim*



*An inside protractor is used to layout the design. Note that a design template is taped to the protractor.*

## How To Get Listed As Machine Qualified

*By The Learning Center Operations Committee*

In the NWA Learning Center, we post a list of our members who are "Machine Knowledgeable" and "Machine Qualified" on each type of woodworking machine found in our shop. Machine Knowledgeable members have completed the three-hour class that is offered at no charge to all NWA members. No prior experience is required to attend these hands-on sessions. Beginners gain a confidence in using woodworking machinery at these classes. But you should know that many experienced woodworkers have taken these classes and told us that they picked up many pointers and now can use these machines more effectively and more safely.

Machine Qualified Members are a step up from being Machine Knowledgeable. Machine Qualified "MQ" members may use our woodworking machines with a greater degree of independence, but the real reason we need "MQ" members is to mentor other members. Remember that the mission of the Learning Center is to help our members improve their woodworking knowledge and skills. The more "MQ" members we have, the greater our ability to help others learn.

If you have experience in working on one or more types of woodworking machines in our shop, are familiar with our safety practices (as explained in the NWA Safety Manual), and you are willing to mentor other members, please contact the LCOC. Our goal is to have as many Machine Qualified members as we can. There is no test to take. A simple verification of your experience by other members who are already Machine Qualified and a brief conversation with an LCOC member is all it takes to get listed as Machine Qualified. Please note that the one exception to this is Machine Qualification on the lathe. The AWA (our turning club in the Learning Center) has developed a formal program that all NWA members are welcome to participate in.



# Logs to Lumber

*By Leeray Rayburn-Silvia*

Very wet and rainy day. Quite a few volunteers and class signups for the logs to lumber class at the Shaker Heritage Site. Unfortunately, not as many logs were cut due to machinery issues.





# NWA helps out at the Berkshire Woodworkers Guild Event

*By Steve Schoenberg*

Labor Day Weekend the Berkshire Woodworkers Guild held their annual wood show at the Berkshire Botanical Gardens in Stockbridge, MA. More than 30 NWA members were there as volunteers and as show attendees.

In addition to the gallery display of high-quality woodcrafts, BWG members demonstrated special skills to the attendees with continuously scheduled demonstrations both Saturday and Sunday. The highlight of the event was their Silent Auction. 60 fine wood craft items, including five made by NWA members, raised almost \$17,000 from generous bidders for the Berkshire club's scholarship fund. This year four professional woodworking students received \$16,000 in scholarships from the club. All four current recipients had their work on display at the show.



*Frost White demonstrated complex Chinese joinery*



*John Dunham displayed detailed marquetrie*



*Frost White complex Chinese joinery*

The NWA is proud to be woodworking neighbors and partners with the Berkshire Woodworkers Guild. We certainly have much in common. NWA members are welcome at BWG events and meetings and in kind, we will be extending offers of participation in return. Please expect future announcements of BWG events.



The Berkshire group includes luthiers



Attendance topped 1000 people

## NWA Library News

By Susan Hill

Greetings from your library to all NEW and seasoned NWA members! It may look dusty (hey, we're in a woodshop!), but we have been busy! Over the past months, the NWA library collection has grown to more than 1200 titles covering a wide range of woodworking topics. Many newly arrived items are on display. Check them out!

**Organization:** Items are arranged in a color-coded order according to topic. See the chart to identify the colored dot for your interest area.

**Borrowing Items:** Simple! Sign the card in the back of each book with your name and date you borrowed the item (with YEAR, please!). Drop that card in the front of the little grey box. Please return items in a month to the clearly identified return bin.

**Use our online catalog:** Take a look at our attractive online catalog at: <https://www.librarycat.org/lib/Woodworkers>. You are encouraged to see what is there to CHECK OUT and BORROW when you come into the shop.

It's easy to use from your mobile device or home computer.

The horizontal scrolling "river" shows you the latest additions to the collection. Click on any cover for details.

In coming months, we will be expanding the shelving and arrangement of our library. Please contact Susan Hill ([shill1122@att.net](mailto:shill1122@att.net)) with any questions or suggestions to improve the content and use of the NWA library!





# NWA Provides Trophies for Curtis Lumber Car Show

By Dave Mobley

NWA once again provided trophies for the Curtis Lumber Car and Truck Show, held this year on Sunday, September 9, at Curtis Lumber in Ballston Spa. The popular event, with hundreds of vehicle entries, is a fundraiser for The WTEN Pet Connection, which supports the work of animal shelters.

For a number of years, NWA has supported this event with “shifter award” plaques, each one unique, as well as two special President’s Pick and Spectator’s Choice trophies. The plaques and trophies are always a hit with the winners of the awards. Many NWA members from our Turning and Crafters SIGs helped produce this year’s shifter awards. Special thanks go to Charlie Goddard and Don Orr for fabricating the parts for the two special trophies.



NWA provided 23 “shifter awards”, each a unique combination of hardwood plaques and turned shifter knobs for the Curtis Lumber Car and Truck Show



The popular annual car show draws hundreds of entries, spanning a wide variety of cars and trucks that fill the Curtis Lumber parking lots

The awards for Curtis Lumber's car show have started again with the crafters under the direction of Dave Mobley. Al Silvia begins the tracing of the templates on the wood with a pencil from Dave. Meanwhile, Bill Winters uses the bandsaw to rough cut the plaques which will be finished using the router table.





# Toolboxes for NWA Classes

*By Juliana Shei*

The idea to make organized sets of tools available for NWA class participants was suggested several years ago. Some class participants are new to woodworking and have not acquired their own tools, while others have some tools and are considering acquiring more but are not sure what to get. Making NWA Toolboxes available to class participants was thought to support NWA's main mission of woodworking education.

After a long delay caused by the COVID pandemic, the NWA Toolboxes are now completed. Eight Japanese style toolboxes have been constructed; each contains: smoothing plane, block plane, marking gage, marking knife, stick rule, combination square, Japanese dozuki saw, bevel gage, and a set of chisels.

The toolboxes are available to all NWA class participants during classes for instruction, and during Hand Tools SIG or Crafters SIG sessions for practice. Hand Tool SIG members have volunteered to maintain the tool sets.

A Big Thank You to all of you who donated tools, volunteered to construct toolboxes and refurbished the tools.

Dave Parkis, Hand Tools SIG Leader

Dave Mobley, Education Committee Chair



*Japanese toolbox design allows the toolboxes to be stacked for storage.*



*Some of the contents of the toolboxes were donated by the members*





## Ted Weyhe Remembered

Theodore “Ted” Weyhe passed away peacefully on Wednesday, March 1, 2023 at the age of 100 at his home. He was a loving father to son, Paul Weyhe, Christine (Weyhe) Bornt and Doreen, grandfather to Jackie Bornt, Heather (Weyhe) Jewell and Jason Weyhe and great grandfather to Arabelle Weyhe, Aubrielle Weyhe and Remington Jewell the newest member of the family.

Ted was a member of the NWA in the early years of the club and remained an avid woodworker through his later years. A few photos of Ted’s work are included here.

We are grateful to the Weyhe family for the donation of Ted’s treasured books and for the memorial donations to the NWA by Ted’s friends and family.



## Thank you for Thinking of the NWA

We wish to thank the generous members who include the NWA in their annual giving to non-profit organizations. As the end of the year approaches it is a good time for a reminder that the NWA is a 501(c)(3) non-profit organization and that monetary donations are generally deductible from your federal and state income taxes. Members who are receiving distributions from certain retirement accounts may avoid paying income tax on those distributions and may also receive other tax benefits for their gift to the NWA. Please consult your tax advisor for advice on your personal tax situation.

Best,  
NWA Board of directors

# "MEMBER'S WOODWORKING TRICKS"



*Submitted by Charlie James*

I take my chisels or plane irons to the stones on occasion but not nearly as much as before I made these strops some years ago. I used yellow glue and glued some leather to a few pieces of Oak flooring. This happens to be my old weightlifting belt. Any sturdy leather will do, the polishing compound is just rubbed on. Clamp it well, you want a flat surface.

Take care, Charlie James



## Classifieds

**Wanted:** Powermatic, Oneway or Robust wood lathe. Powermatic wood lathe 3520 model, Oneway 1640 model. Hudson Valley location.  
Pat DiStefano, [linguinebros@yahoo.com](mailto:linguinebros@yahoo.com)

## NWA Monthly Meeting Thursday, October 12th

7pm at  
97 Railroad Ave. Colonie

Dave Parkis will be  
speaking about keeping  
our tools sharp.

## SPECIAL INTEREST GROUPS

### SPECIAL INTEREST GROUPS (SIGs):

Please note meetings will commence at  
our new location at 97 Railroad Avenue.

**Adirondack Woodturners Association (AWA)** - The AWA is active throughout the year. **General** Meetings and Bowl Turning are held the first Wednesday of the month (except in January and July when it is the second Wednesday), at the NWA Learning Center located at 97 Railroad Avenue, Colonie, NY from 5:30 PM to 8:45 PM. **Contact:** Steve Vanderzee, 518-727-6511 or [stevevdz@msn.com](mailto:stevevdz@msn.com)

**Spindle and Pen Turners** - Meets Mondays 5:30 PM - 8:45 PM. Contact: Pam Bucci at 518-429-6440 or [woolglass2@gmail.com](mailto:woolglass2@gmail.com) Wednesday "Learn and Turn" sessions occur on all other Wednesdays at the NWA Learning Center. These sessions run 5:30 PM to 8:45 PM. [www.adirondackwoodturners.com](http://www.adirondackwoodturners.com) **Contact:** Pam Bucci at 518-429-6440 or [woolglass2@gmail.com](mailto:woolglass2@gmail.com)

**Kaatskill Woodturners** - Also an AAW Chapter. Meets on the second Saturday of the month at the Hurley Reformed Church, 11 Main St. Hurley, NY 12443. Contact Wally Cook at 845-338-2193 or [wally.cook@gmail.com](mailto:wally.cook@gmail.com).

**NWA Crafters** - Meet Tuesdays and Saturdays 9:00 AM to noon. They provide public service woodworking for various charitable organizations, including the Double H Hole in the Woods camp for children and the GE Toy Modifications Group, and the Make A Wish Foundation. Sharing information, fellowship, and relating experiences are a major part of these sessions. **Contact:** Wayne Distin at 518-674-4171 or [wdistin@nycap.rr.com](mailto:wdistin@nycap.rr.com) for more information.

**The NWA Wood Carvers SIG** - Meet Thursdays 5:00-8:30 PM all year at the NWA Learning Center located at 97 Railroad Avenue, Colonie, NY. The goal is to promote the art of wood carving and to have a good time doing it. The only prerequisite is a desire to carve while making new friends. Wood, tools, and patterns are available. **Contact:** Diane Balch at 518-885-9899 or [dbalch1@nycap.rr.com](mailto:dbalch1@nycap.rr.com)

**Hand Tool SIG** - Meets on the 1st and 3rd Tuesday of each month at 7:00-9:00 PM in the Herm Finkbeiner Education Center at 97 Railroad Avenue, Colonie, NY. **Contact:** Dave Parkis at 518-429-6581 for further details: [dparkis@nycap.rr.com](mailto:dparkis@nycap.rr.com)

**Scrollers SIG** - Meets every Monday and Wednesday 6 to 8:30 PM. **Contact:** Steve VanDerZee [stevevdz@msn.com](mailto:stevevdz@msn.com)

### CHAPTERS

**NWA Mid-Hudson** - Presently The chapter meets on Zoom and at in-person meetings on the fourth Thursday of the month at 7:30 PM except the month of July. Meetings are at the Hudson River Maritime Museum located at 50 Rondout Landing, Kingston NY 12401. **Contact:** [midhudsonwoodworkers.org](http://midhudsonwoodworkers.org) Bill Sterling, President - 845-532-3754 [wbster1156@aol.com](mailto:wbster1156@aol.com)