

WOODWORKERS NEWS



Northeastern
Woodworkers
Association

March 2014, Vol. 23, Number 3

March Meeting

Veneering Demystified

*Thursday, March 13th at 7:00 pm
Shaker Heritage Society Meeting House
Albany-Shaker Road, Albany, NY*

By Karen Arkison

The September Meeting program was about sheet goods. Those of you who attended will remember that Ben Barrett of Berkshire Veneer Company accompanied Ken Stefanik as their two companies work in conjunction with each other. Well, many of us wanted to hear more about Veneer. With that in mind, Ben was invited back to present the March program.

Ben Barrett, president of Berkshire Veneer Company, located in Egremont, Massachusetts has spent his entire life in the wood products industry. He grew up in the family sawmill business with his father and brothers. After college, he attended NHLA (National Hardwood Lumber Association) lumber grading school. That led to a job drying lumber in a concentration yard with 400,000 SF of kiln capacity. Then a 3 year tour with a wholesale lumber distributor in New England as an inside salesman, and then a 9 year position as a salesman with a large international veneer mill with production capacity of 3.5 million square feet a day.

In 1997, Ben broke off to start his own company at home in the Berkshires. Berkshire Veneer Company was established to fill a niche market supplying high quality veneer in a wholesale/retail fashion. Berkshire Veneer's position in the industry allows woodworkers the ability to buy that which they need without excess waste, at a price point that hopefully is within budget! Buying fitch qualities allows us to buy in volume and pass the savings on to our customers.

The presentation will be a power point lecture and discussion on veneer production, from forest to finished product. In addition, we will discuss flattening of burls and crotches. The pros and cons of glues, cores and stitching methods. Panel construction and matching of

veneers from jewelry boxes to full blown architectural panel projects. The goal of the lecture will be to take out the mystique of veneer, clarify some terminology, and leave everyone with a better understanding of a complicated and little understood facet of the woodworking industry. 🐾

HAVEN'T SIGNED UP YET?
STILL TIME TO REGISTER FOR ONE OR BOTH

HANDS-ON CLASSES

AT WOODWORKERS SHOWCASE 2014

**Garrett Hack's class on
"Elegant Edges" will use basic
hand tools to create some practical
and elegant edges that will
enhance your furniture.**

**Sheila Landry's class for beginning
scrollsaw users will practice several
techniques and complete one project.**

Class Dates and Times

Saturday, March 29

10:30am – 1:30pm & 2pm – 5pm

Sunday, March 30

10:30am – 1:30pm & 2pm – 5pm

Class Cost

\$65 which includes entry to Showcase,
all materials & tools

**To register for a class, email
showe@nycap.rr.com or call 885-9331**

OFFICERS

President - Karen Arkison
nydivergirl@earthlink.net

Vice President - Rich Duval
rduval@nycap.rr.com

Secretary - Kitty Scharl 765-3189
crowridge@nycap.rr.com

Treasurer - Austin Spang 393-2859
spang@nycap.rr.com

Past President - George Rutledge
c.howie.dudat@gmail.com

Historian - Wayne Diston 674-4171
wdistin@nycap.rr.com

Executive Secretary - Charlie Goddard
370-0388 Cgodd@aol.com



CHAIRPERSONS

Mid-Hudson Chapter

John VanBuren, President
(845) 444-8281

Sacandaga Chapter

Co-Chairpersons

Jim Hopkins - 725-7322

Don Wilson - 883-3698

Gary Spencer - 863-6433

Education

Stan Blanchard

stanleyblanchard@gmail.com

Tom Moran

tmoran9@hotmail.com

Youth Programs

Wayne Diston - 674-4171

wdistin@nycap.rr.com

Fiske Fund

Max Bloomfield

max.bloomfield@gmail.com

Hospitality

Lew Hill

ssrhill@aol.com

Library

Darrel Welch - 477-8431

ydwelch@fairpoint.net

Membership

Fred Treeselt - 464-0517

ftresselt@hotmail.com

Programs

Wayne Diston - 674-4171

wdistin@nycap.rr.com

Publications

Wally Carpenter - 434-1776

c.j.carpenter@earthlink.net

Publicity

OPEN

Showcase Chair

Ken Evans - 753-7759

kevans1@nycap.rr.com



UNLESS OTHERWISE NOTED, PHONE
NUMBERS ARE IN AREA CODE 518

NEW Judging Categories and NEW Participation Raffle for Showcase

Did you know that we have increased our judging categories to 31 this year. We now hope there is a category for everyone. Our Showcase is different from other woodworking shows in many ways but one of the best is the number of woodworking entries that are on display. From a novice's very first bowl to a professional's Windsor Chair, there is something for everyone and at all skill levels.

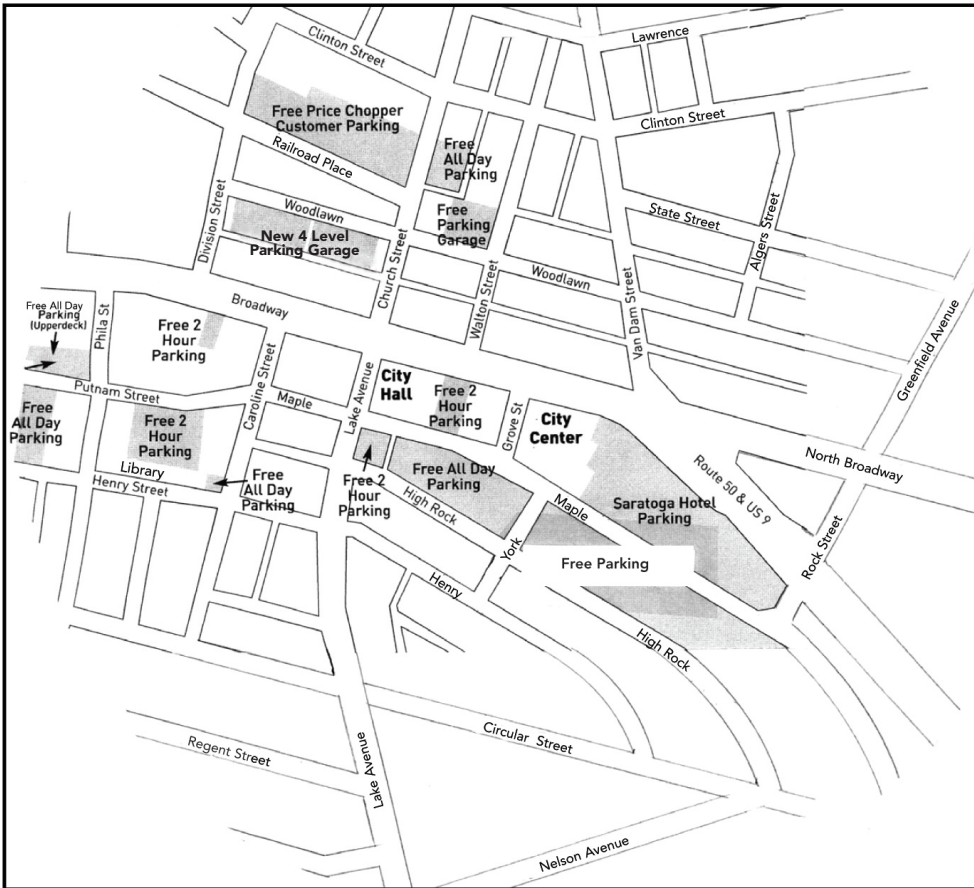
This year to encourage more entries we will be having a Participation Raffle. With every piece that you enter by March 24, you will receive a raffle ticket for several prizes worth over \$500. This raffle has no bearing on the actual judging and is on participation only. One of the prizes being offered is a **Foredom K5240 Flexible Shaft Woodcarving Kit**, which is co-sponsored by "The Sanding Glove." For more information read the judging application in this newsletter.

REMEMBER you need to be **pre-registered by March 24**, and have your pieces **on site, Friday, 3-7**, to be eligible for the raffle.

The categories this year as follows:

- **Adirondack** - Furniture and Accessories
- **Furniture 1** - Tables, Beds
- **Furniture 2** - Cases, Cabinets, Desks
- **Furniture 3** - Chairs
- **Miniatures & Models**
- **Accessories** - Clocks, Boxes, Desktop Pieces, Picture Frames
- **Toys and Play Things**
- **Boats**
- **Shop Equipment**
- **Novice Flat Boarder** - age 17 & up, new to wood working in the last 12 mo.
- **Turning 1** - Segmented
- **Turning 2** - Bowls, Platters, Plates
- **Turning 3** - Vessels
- **Turning 4** - Pens
- **Turning 5** - Spindles & Ornaments
- **Novice Turner** - age 17 and up, new to turning in the last 12 mo.
- **Wooden Musical Instruments 1** - String
- **Wooden Musical Instruments 2** - Non-String
- **Carving 1** - Chip
- **Carving 2** - Relief
- **Carving 3** - CNC & Laser
- **Carving 4** - 3D in the round
- **Carving 5** - Bird and Fish
- **Novice Carving** - age 17 and up, new to carving in the last 12 mo.
- **Intarsia**
- **Marquetry**
- **Scroll Sawing**
- **Jewelry**
- **Alternate Materials** - Non-Wood, using woodworking tools
- **Miscellaneous** - any piece not fitting into above categories
- **Youth** - age 16 and under

Entries are accepted at the show, but they will be for display only and will not be eligible for Ribbons or the Participation Raffle. If you think you are going to enter, enter early. We can always pull your entry if it doesn't make it to the show!



Downtown Saratoga Springs Parking Map

Showcase Parking

By Larry Zinn

As in the past, this notice has two purposes. One is to help you find parking; the other is to help you help people you invite to Showcase to find longer term parking. I mention the later because, after all, it is the three or four thousand attendees beyond our club members, whom we must try to accommodate as best we can.

To the extent that you are able and willing, we ask that you consider parking at some of the more distant parking locations (see map)--again, to serve our public.

There is some really good news about parking.

- 1) there is a new 4 story parking garage close to the Showcase site.
- 2) there is another new parking garage planned for next year. It will be adjacent to the City Center.

For now you should note the two existing parking garages nearest the Center and all of the space along the streets several blocks out from the Center. Be sure to be aware of any signs restricting the limits of your parking space. 🚗

“Don’t only practice your art, but force your way into its secrets, for it and knowledge can raise men to the divine.”

~ Ludwig van Beethoven

WOODWORKERS NEWS

is published by the Northeastern Woodworkers Association for its members. The Association’s aim is to provide a common meeting ground for lovers of woodworking who want to know more about wood and the techniques for forming it. The newsletter is published monthly. The newsletter is available online at www.woodworker.org



Your next issue of **Woodworkers News** will be published in early April
 Copy deadline: March 15
 Wally Carpenter, Editor
 (518) 434-1776
c.j.carpenter@earthlink.net
 Elizabeth Keays Graphic Artist
 Designer



WEBSITE(S)
www.woodworker.org
www.nwawoodworkingshow.org

Webmaster - Kurt Hertzog
kurt@kurthertzog.com



**NORTHEASTERN
 WOODWORKERS ASSOCIATION**
 P.O. BOX 246
 Rexford, New York 12148



CHAPTER NEWS

Mid-Hudson Chapter News

By Wally Cook


Antique Clock Movements: Although we have had previous demonstrations on the making of clock cases, many chapter members were interested in how antique clocks are fixed or maintained. Duane Henry demonstrated how antique clock movements worked. He brought several timepieces dating from the 19th century. The oldest clock was built between 1829-1859; another was manufactured in the 1870's. The basic parts of the clock are associated with the 'time-side' or the 'strike-side'. The former describe the elements of the movement which determine the time measurement, while the latter produce the bell or gong at particular intervals.

Duane used a movement attached to a framework to demonstrate the works for a brass anchor escapement to illustrate the mechanical parts of the clock: power source, gear train, escapement, and oscillator:

- Power source refers to either mainspring or gravity (weights) which allow the mechanism to be wound up and released bit by bit to the gear train.
- Gear train includes the drive wheels (large gears) and pinions (small gears) that mesh to transfer energy to the escapement mechanism. The wheels may be brass, but the teeth are hardened steel.
- The escapement is a gear-and-rod mechanism which controls the rate of movement by allowing one tooth of the wheel to "escape" or slip by a verge (lever) during an oscillating cycle determined by the oscillator or pendulum.



Duane Henry demonstrates workings of an antique clock movement



A broach for reaming clock bushings

- Oscillator in this demonstration was a pendulum which swings back and forth. The interval of the pendulum (beat) can be adjusted by the crutch/length of the rod.

The strike side of the clock is driven off the minute hand of the movement. There may be one or two winding sources for the strike side power, depending on the complexity of the clock.

Antique clocks must be regularly maintained. Duane demonstrated how to take the power off the movement with a let down tool and engulf the spring in a piece of cloth to prevent unwinding. Clock movement may fail due to worn bushings. Duane showed how to use a broach to make a bushing hole the proper size.

He uses a special solution of ammonia and solvent to clean the works. Duane cautioned against using kerosene for cleaning clock works, as it attracts dust. Antique clocks were lubricated with whale oils, but synthetic oils are now used. Once cleaned, he dries the works by enclosing the works in a dry cleaner bag and inserting a hair dryer in one end.

Chapter Dinner: The Mid-Hudson Chapter Dinner will be held on Friday, April 25 at Twin Lakes. Dinner tickets are \$29 per attendee. Dinner will feature prime rib or chicken francais, crudites, and dessert. As usual, there will be a heavy raffle table and lots of fun. Stay tuned for the announcement of the Member of the Year (MOTY) who will be honored. Contact John Van Buren for reservations.

Upcoming Talk:

- March: Pete Chast: Bandsaw Boxes

NWA SHOWCASE & TOTALLY TURNING 2014 EXHIBIT ENTRY FORM

Saratoga Springs City Center & The Saratoga Hilton

Saturday and Sunday, March 29 & March 30, 2014, 10 AM – 5 PM

NAME: _____ PHONE: _____ Member: Yes _____ No _____ Professional*: Yes _____ No _____

Professionals: You are a professional if half or more of your livelihood is derived from woodworking. You may submit an entry in any category except Novice and Youth .

ADDRESS: _____ EMAIL: _____

***NOTE:** Display labels are made in advance using the information provided. The labels will be waiting at the Showcase Office when you bring your entry on Friday, March 28th. Labels for Judged Exhibit items must be picked up by 6:45. PLEASE only pick up labels for showpieces that you have with you, this helps the Judges.*

PLEASE COMPLETE THE ENTRY FORM AND SEND IT TO: NORTHEASTERN WOODWORKERS ASSOCIATION

P.O. Box 246, Rexford, NY 12148

or complete online: www.nwawoodworkersshow.org

Please Print.

ENTRY DEADLINE IS MONDAY, MARCH 24, 2014

Any entry received after that date will not be entered for judging, but for display only.

JUDGED (only 1 per category)	NON-JUDGED DISPLAY ONLY	PREVIOUS WINNER	CATEGORY	TITLE	DESCRIPTION	LIST OF WOODS	FINISH USED

ENTRY CATEGORIES

<p>ADIRONDACK - Furniture and Accessories</p> <p>FURNITURE 1 - Tables, Beds</p> <p>FURNITURE 2 - Cases, Cabinets, Desks</p> <p>FURNITURE 3 - Chairs</p> <p>MINIATURES & MODELS</p> <p>ACCESSORIES - Clocks, Boxes, Desktop Pieces, Picture Frames</p> <p>TOYS AND PLAY THINGS</p> <p>BOATS</p> <p>SHOP EQUIPMENT</p> <p>NOVICE FLAT BOARDER - age 17 & up, new to wood working in the last 12 mo.</p> <p>YOUTH - age 16 and under</p>	<p>TURNING 1 - Segmented</p> <p>TURNING 2 - Bowls, Platters, Plates,</p> <p>TURNING 3 - Vessels</p> <p>TURNING 4 - Pens</p> <p>TURNING 5 - Spindles & Ornaments</p> <p>NOVICE TURNER - age 17 and up, new to turning in the last 12 mo.</p> <p>WOODEN MUSICAL INSTRUMENTS 1 - String</p> <p>WOODEN MUSICAL INSTRUMENTS 2 - Non-String</p> <p>JEWELRY</p> <p>ALTERNATE MATERIALS - Non-Wood, using wood-working tools</p>	<p>CARVING 1 - Chip</p> <p>CARVING 2 - Relief</p> <p>CARVING 3 - CNC & Laser</p> <p>CARVING 4 - 3D in the round</p> <p>CARVING 5 - Bird and Fish</p> <p>NOVICE CARVING - age 17 and up, new to carving in the last 12 mo.</p> <p>INTARSIA</p> <p>MARQUETRY</p> <p>SCROLL SAWING</p> <p>MISCELLANEOUS - any piece not fitting into above categories</p>
--	--	--

NO NWA MEMBERS CHALLENGE FOR 2014. COMING BACK FOR 2015!

ENTRY RULES

Any woodworker may exhibit his/her work. You do not need to be a NWA member. There is no entry fee.

Entry forms must be received by March 24, 2014 to be eligible for competition. Late entries will be entered for display only.

All Showcase exhibit items must be brought to the City Center between 3:00 pm and 7:00 pm, Friday March 28, 2014.

Exhibits are not to be removed from the floor before 5 pm Sunday.

You may exhibit any number of pieces in more than one category, but only one piece per category for judging.

Award winning pieces from a previous Showcase event are not eligible for competition, but may be entered for display and will be acknowledged as previous winners.

There must be at least three entrants in a category for an entry to be judged.

The exhibit hall is not a commercial area. Price tags or literature other than small business cards are not allowed and will be removed and disposed of.

The decisions of the judges are final. At the discretion of the judges, some awards may not be given.

Judges have the right to re-categorize entries.

★ To encourage more entries & pre-registration, NWA Showcase is having a raffle. Each pre-registered piece, judged or non-judged, brought to the Exhibit Hall earns you a raffle ticket. You can choose which items you would like to win. Prizes total over \$500. Each person will only be allowed to win one prize. This will be determined by the order drawn. Check out the NWA newsletter for more information!

AWARDS

BEST IN SHOW: One from any entry

PROFESSIONAL EXCELLENCE: One each category except for Novice and Youth categories

FIRST PLACE: One each category

SECOND PLACE: One each category

THIRD PLACE: One each category

HONORABLE MENTIONS

RICHARD PAGANO MEMORIAL AWARD FOR TURNING

CARVERS SIG BEST IN SHOW: one from any carving entry

BEST NEW CARVER: one

QUESTIONS?

Contact

Ken Evans, Showcase Chair (518) 753-7759, kevans1@nvcap.rr.com

Pam Curtis, Judging Co-Chair (518) 374-9562, pam4arts@aol.com

CHAPTER NEWS

Sacandaga Chapter

By Gary Spencer

Our January Meeting devoted to sharpening was postponed due to inclement weather to our February 12th, meeting which was also threatened by bad weather but we managed to squeeze it in by a matter of hours. We had a fine program by Jim Schreiner who managed to take much of the mystery out of sharpening a variety of carving, chiseling, and scraping tools. Many thanks to Jim for his knowledge, experience, and his willingness to share those skills with us.

Our March 12 Meeting will be devoted a discussion of the projects that will be raffled off at the annual Showcase at the end of the month. This year's projects will include one Adirondack style piece and one piece of oak furniture. These will be outstanding and very desirable pieces so when you come to NWA's Showcase don't miss taking a chance with a raffle ticket. The discussion at this meeting will focus on trials and tribulations of building these projects and how any problems were resolved. It should be a fun program.

We will have show and tell and 50/50 as usual, so let's have a good turnout for a very interesting topic.

Our regular monthly Chapter meetings are the second Wednesday of each month and begin at 7:00 P.M. Our next regular meeting will be March 12th, 2014. We will meet at our shop at 55 2nd Avenue, Mayfield, NY.

Come visit.

Directions or Information contact:

Jim Hopkins - 725-7322

Don Wilson - 883-3698

Gary Spencer - 863-6433



What is Showcase All About?

By Ken Evans

NWA's woodworking show, Woodworkers Showcase, is coming March 29 and 30. The show is in its 23 year. We will soon celebrate our 25 birthday in 2016. That is pretty good for a show of this type. Why are we so successful? This thought has occupied my thoughts since I became chairperson of the show some years ago. To continue being successful, you better know why YOU ARE SUCCESSFUL !

It is likely there are many reasons for our success. Our volunteers do a great job, we keep expenses down whenever possible, we have a really great location, its a prime time of the year when we offer our show to the public, we have expanded the offerings within the show each year striving to keep the show new and exciting for our customers, and our attitude of having fun seems to give us an edge over other shows which seem to be stressed.

My thoughts over the years have centered around the item in the above paragraph which is underlined. We try hard to do this for our customers. I have thought about all the things we offer during the weekend of the show and pondered what would happen if we needed to reduce the size of the show. What items of the show could we cut out and in what order would we cut them out and still have a show of interest to our customers. Could we cut the classes? Could we cut the vendors? Could we cut the raffle, could we cut the Toy Factory? Could we cut the Pen Turning, the Carvers, the Scrollers, the Exhibit Hall of fine woodworking, the Feature exhibit, or the many demonstrations and hands on classes?

Believe it or not the answer to all of the above is YES, EXCEPT, the EXHIBIT HALL OF FINE WOODWORKING. This huge room where over 600 pieces of fine woodworking, much of which can be described as ART, cannot be removed from the show and still have a successful show. Some would agree everything else BUT the EXHIBIT HALL OF FINE WOODWORKING could disappear and we would still have a fine and marketable show to present to the public. After all educating the general public on fine woodworking is one of the primary reasons why the show was originally produced.

Now, let me be clear, there are NO PLANS TO REDUCE THE SIZE OF THE SHOW IN ANY WAY!

The above thinking does, however, point out the importance of the EXHIBIT HALL and its 600 + pieces of fine woodworking to the success and purpose of the show.

And this brings us to every NWA member's role in making the show a success. Enter your woodworking projects in the show. Any woodworking project. Even one which was previously entered is fine. Items which have won ribbons cannot be reentered for judging, but they can be entered for showing to the public.

Help make Woodworkers Showcase 2014 another great production and educational event of NWA. 🐾

February AWA Meeting Update

By Kurt E Roullier

Photos by Kurt E Roullier

Due to the weather, the February AWA monthly meeting was cancelled. As a result, there are no instant gallery pictures or related articles from this month's meeting. Instead, we have pictures to share of our members who were able to attend and enjoy Wednesday's "Turning Night" on February 12th.



Showcase committee members who were able to brave the weather for one of their many meetings. Sorry, but as you can see, there are too many members to mention everyone in the picture.

Special NOTE: The upcoming presentation for March will be given by Jerry Sambrook, who will be demonstrating how to turn Offset thin stemmed Goblets. We will look to re-schedule Don Orr's demonstration for Spinning tops at a later date.

For suggestions, comments or articles regarding AWA Newsletter contact:
Kurt E Roullier 518-283-4743
or, KRoullier@nycap.rr.com



Martin McKinney is completing the finishing touches on one of his segmented bowls.



Bill McCormack showing one of his hand-crafted walking canes.



Stan Blanchard and James Benn discussing turning techniques.



Dennis Cooper and George Gurtler. George is seen here offering friendship and guidance as he has done for everyone in the club.

KWA Chapter News

By Wally Cook

New Venue: KWA President John Franklin has announced a new format to accompany the restart of our regular monthly meetings in March. John has arranged a subscription series of programs to be held on selected Saturdays. The group of six sessions is open to any member for \$15 per session or \$60 for the entire series. These sessions will be scheduled on Saturday mornings to be able to dedicate more time to hands-on experience. The first three programs will include:

- March:** Bleaching and Dyeing Wood with John Franklin
- April:** Pen Turning Symposium – Sharing Tips and Techniques
- May:** Using Chemical Finishes with Wally Cook

In addition, our regular monthly meetings on the second Wednesday evening at 7PM will commence in March with a demo by Matt Clarke on turning knitting bowls. Stay tuned!!

Congratulations: Several KWA members have been featured in recent publications. Joe Larese published an article, 'Finial Fundamentals' in the February issue of American Woodturner. An accompanying feature 'Finials Gallery' showcased elegant finials by accomplished turners, including Steve Sherman and Keith Tompkins.

Congrats also due to Win Crans, whose vases were selected for display in the Designer's Gallery section of Turning, a special issue of The Best of Fine Wood Working: Winter, 2014. Win's vases were included in the section that represented the "best turnings from Fine Woodworking".



Joe Larese published in American Woodturner



Win Crans had work selected for Turning, the Best of Fine Woodworking, winter 2014 issue

Shaded Fans Class

By Bob Kehn

I had the pleasure of attending the 2 day class, Shaded Fans taught by Bob Van Dyke at the NWA center in Clifton Park. I am very satisfied with the class.

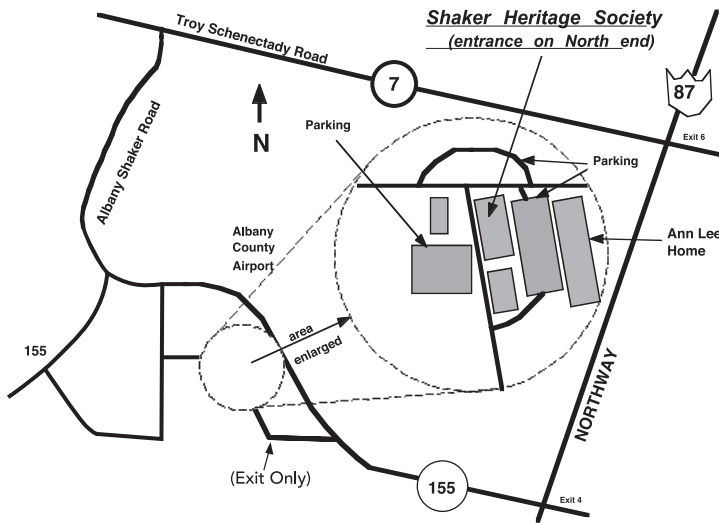
Bob easily conveyed a great bit of knowledge on Federal Furniture's place in history and what sets it apart from other eras. First Bob talked about the tools we would use and how to use them. And then how to layout and cut small bits of wood veneer, shading them by toasting them in hot sand and assembling them into various shapes such as fans and ovals. Because of the shading you end up with a part that looks three dimensional.

He showed us how to inlay these parts and finished with a tutorial on stringing. He gave each student a piece of walnut that represented a drawer front. We inlayed the fan(s) and cut the groves to inlay the stringing. I would highly recommend taking a class from Bob. You can read how-to articles but there is no substitute for learning first hand from an expert.

WOODWORKERS SHOWCASE MARCH 29 & 30, 2014



Northeastern Woodworkers Association
P.O. Box 246
Rexford, New York 12148-0246



March Meeting

Thursday, March 13th at 7:00 pm
Shaker Heritage Society Meeting House
Albany-Shaker Road, Albany, NY

For meeting cancellation information, call Ken Evans 753-7759 or Charlie Goddard 370-0388

March 13, 2014

Ben Barrett "Berkshire Veneer"

April 10, 2014

Garrett Hack "TBA"

May 8, 2014

Mid Hudson "TBA"
Election of Officers

GENERAL MEETINGS
AND SPECIAL EVENTS

SPECIAL INTEREST GROUPS

SPECIAL INTEREST GROUPS (SIGs)

Adirondack Woodturners Association (AWA) - The AWA is active throughout the year. Meetings are held the first Wednesday of the month (except in January and July when it is the second Wednesday), and are held at the NWA Learning Center located at 15 Solar Drive, Clifton Park, NY from 6:30 PM to 9:00PM.

Wednesday "Learn and Turn" sessions occur on all other Wednesdays at the NWA Learning Center. These sessions run 6pm-9pm. www.adirondackwoodturners.com **Contact:** Ken Evans, 518-753-7759 or kevans1@nycap.rr.com

Scroller's Guild - Meets on the first and third Thursday of the month at the NWA Learning Center located at 15 Solar Drive, Clifton Park, NY. A beginner's session starts at 6:30 PM followed by a general meeting at 7:00 PM. **Contact:** Jeanne Aldous at AMJAMt2@aol.com or Barbara Nottke at scroller87@aol.com or 869-6268.

Kaatskill Woodturners - Meets the second Wednesday of each month at 7 p.m. at the Opdahl property in Hurley, NY. **Contact:** Matt Clark, (845) 454-9387.

NWA Crafters - Meets every Saturday and Tuesday, from 9:00 am until noon at the NWA Learning Center located at 15 Solar Drive, Clifton Park, NY. The Crafters provide public service woodworking for various charitable organizations, including the Double H Hole in the Woods camp for children and the GE Elfuns toy modifications group, and the Make A Wish Foundation. Sharing information, fellowship, and relating experiences are a major part of these sessions. **Contact:** Dave Axton (518) 237-6942, daxton@nycap.rr.com, Wayne Distin (518) 674-4171, wdistin@nycap.rr.com Steve Schoenberg (518-371-1260), sschoen1@nycap.rr.com for more information.

The NWA Wood Carvers SIG - Meet each Thursday at 5:30 p.m. until 9 p.m. all year except the 2nd Thursday of each month at the NWA Learning Center located at 15 Solar Drive, Clifton Park, NY. Programs are determined at the previous weekly sessions. Discussions start at 7PM. The goal is to promote the art of Wood Carving. Individual private sessions are available Wednesday evenings by appointment. Wood, tools, and patterns are available. **Contact:** Ray Gannon. LoRayG@Gmail.com

CHAPTERS

NWA Mid-Hudson - The chapter meets at 7:30 p.m. on the third Thursday, except July and August, at the Hurley Reformed Church. The Church is just off the Hurley exit from Rte. 209. Right at the exit, right at the stop sign and left into the Church parking area. **Contact:** Pete Chast, pchast@francomm.com.

NWA Sacandaga - The chapter meets at 7 p.m. on the Second Wednesday of each month at 55 Second Avenue, Mayfield, NY. **Contact:** Gary Spencer, 518-863-6433.