

# WOODWORKERS NEWS



Northeastern  
Woodworkers  
Association

October 2019, Vol. 28, Number 8

## October Meeting

*Thursday, October 10, 2019 7:00 PM  
Shaker Heritage Society Meetinghouse  
Albany-Shaker Road, Albany, NY*

Ernie Balch will have PowerPoint presentation on sharpening of gouges and curved carving knives. He will also bring his Worksharp sharpening setup with a fixture for a quick demonstration of gouge sharpening.



*Gouge sharpening on Worksharp*

## NEED VOLUNTEERS

## NWA SHOWCASE

**WHEN**  
**March 28 and 29, 2020**

**WHERE**

City Center, Saratoga Springs, NY

INTERESTED?

Call Maria Witkins OR Ken Witkins

NWA Showcase Volunteer Coordinators

(518) 384-0403

Mamawitkins@aol.com

*"The smallest act of kindness is worth  
more than the grandest intention"*

Oscar Wilde

**AN EVENT FOR ALL  
AGES**

**ADVANCE  
TICKETS**


**FREE FOR VOLUNTEERS**

**AT THE DOOR**

**FREE FOR VOLUNTEERS and  
Children under 12.**

**TRY IT!  
IT IS INVIGORATING!**

**The Northeastern  
Woodworkers  
Association is a  
non-profit  
organization  
dedicated to the  
advancement of  
woodworking through  
education and sharing  
of skills and  
knowledge.**



## THE EIGHTH ANNUAL NWA RECOGNITION BANQUET

**All banquet checks  
MUST be sent to  
Kay McCampbell  
by October 1!**

**SEE DETAILS ON PAGE 11**

# NWA Annual Auction 2019 and Interview with Dick Flanders

By Susan McDermott

On August 24, 2019 the 20th Annual Auction commenced at noon, but a great deal of preparation by numerous NWA volunteers was what made this event a great success. This article will give readers an idea of the essential need for volunteers for this event at all its stages. Readers will learn what goes on behind the scenes in the acquisition, transport, storage, and set up of a large amount of hardwood lumber, heavy power tools, accessories, and hand tools. The Committee responsible for all phases of the auction are as follows: Charlie Goddard (now serving as advisor), Dick Flanders, Juliana Shei, Jon Cochran, and Pete Howe. The two sawyers of milled lumber are Lee Hilt and Steve Oaklander.

Of particular interest to this year's auction was the donation by Union College of Black Walnut logs from a 200-year-old tree on the campus. It was planted in about 1820 by Union College's first president, Eliphalet Nott who served from 1804 to 1866. Nott was also president of RPI from 1829 to 1845. He was a famed minister, educator, and inventor, born 1773 and died 1866. He had over 30 patents for heating applications and steam engines and was the inventor of the first anthracite coal stove (Wikipedia). We milled these logs into 2" thick, natural edge slabs to be sold at our annual auction after adequate drying.

This editor interviewed Dick Flanders for the full story of the complex, coordinated phases of the auction's lumber. People wanting to make a donation logs from cut trees, contact NWA committee members and send photos of the logs. NWA accepts logs such as Cherry, Walnut, Butternut, Hard Maple, Oak (red and preferably white), Ash, Black Locust, Box Elder, Redwood, Cedar (red or white), Poplar, and White Pine. For milling purposes, logs should be a minimum of 12" and a maximum of 34" diameter. Their length is at least 5' and not more than 12'. The ideal length is 8'6". NWA does not cut down donors' trees.



*Charlie Goddard has given 20 years to the auction*



*Turkeys greet NWA folks*

## Donors

Nine out of ten donors are friends of NWA members who are referred to the committee throughout the year. If a donor's photos and description of the logs are deemed acceptable, a committee member inspects the location and condition of the logs. The NWA custom-built trailer requires the logs be located near a road or driveway. NWA members Charlie Goddard, Rich Glover, John Olenik, and Lee Hilt lend their trucks to tow the trailer or transport the lumber. The trailer requires a truck with heavy duty tow package and electric brake controller.



*Six slabs of the Black Walnut sold for a total of \$1,800, and we have more for future auctions.*



## OFFICERS

**President** - Rich Cerruto  
r\_cerruto@yahoo.com  
845-706-7718

**Vice President** - Irv Stephens  
irvstephens@gmail.com  
518-273-4843

**Secretary** - Chris Stolicky  
stolicky@hotmail.com  
518-272-7325

**Treasurer** - Ron Roberts  
nwatreasurer1@gmail.com  
845-245-8308

**Past President** - Steve Mapes  
mapessteven@gmail.com  
518 527-2976

**Executive Secretary** - Charlie Goddard  
Cgodd@aol.com  
518-370-0388



## Mid-Hudson Chapter

Jim Lee, President - 845-382-6045  
debbielee3649@gmail.com

**Sacandaga Chapter**  
Vacant

## CHAIRPERSONS

### Banquet

Kay McCampbell  
kmcccampbell@nycap.rr.com

### Education

Chairperson - Steve Mapes  
mapessteven@gmail.com  
518-374-2207

Registrar - Chuck Watson  
nwaeducation@gmail.com

Members - Jim Lefebvre, Rich Glover,  
and Mike Mascelli

### Fiske Fund

John Kingsley  
jkingsley1@nycap.rr.com

### Historian

Wayne Distin - 518-674-4171  
wdistin@nycap.rr.com

### Hospitality

Lee Hilt  
lhargh@earthlink.net

### Library

Susan Hill - Cell 954-557-3146  
Susanh1122@att.net

### Membership

Bob Stanley - 518-429-5362 (cell)  
nwamembers1@gmail.com

### Programs

Irv Stephens - 518-273-4843  
irvstephens@gmail.com

### Publications

Susan McDermott - 518-438-1909  
Nwanewsletter1@gmail.com

### Publicity

John Olenik - 518-587-0306  
jolenik@nycap.rr.com

### Showcase Chair

Wally Carpenter - 518-434-1776  
nwa.showcase.chair@gmail.com

## Milling and Storage

Milling the lumber requires four to six strong volunteers who wear gloves, dust masks, and hearing protection to help with the milling of the logs and transporting the lumber to the Shaker barn for storing. As the logs are milled, every board is marked with type of wood, thickness, and number board feet (a board foot is 1"x12"x12" or 144 cubic inches). A day's work is three to five hours for milling and two hours to stack and stick the transported boards for storage. The raw lumber is air-dried for a minimum of two years in thicknesses of 4/4, 5/4, 8/4, and 12/4 (one year for each inch of thickness). Each stack is labelled with the wood species, donor's name, date when cut (month and year), and straight donation or 50% of sale price to donor.



Trailer



Volunteers assemble four days before auction to set up



Perks for the volunteers



Volunteering is not without risks!



## WOODWORKERS NEWS

is published by the Northeastern Woodworkers Association for its members. The Association's aim is to provide a common meeting ground for lovers of woodworking who want to know more about wood and the techniques for forming it. The newsletter is published monthly. The newsletter is available online at [www.woodworker.org](http://www.woodworker.org)



Your next issue of  
**Woodworkers News**

will be published  
in early November

Copy deadline: October 15

Susan McDermott, Editor

(518) 438-1909

Nwanewsletter1@gmail.com

Elizabeth Keays Graphic Artist  
Designer



### WEBSITE

[www.woodworker.org](http://www.woodworker.org)

Webmaster: Andy Moss

[andy@hvi.net](mailto:andy@hvi.net)



### NORTHEASTERN WOODWORKERS ASSOCIATION

P.O. BOX 246

Rexford, New York 12148



*Massive piles of lumber stored two years to season*



*Another year's collection air drying*

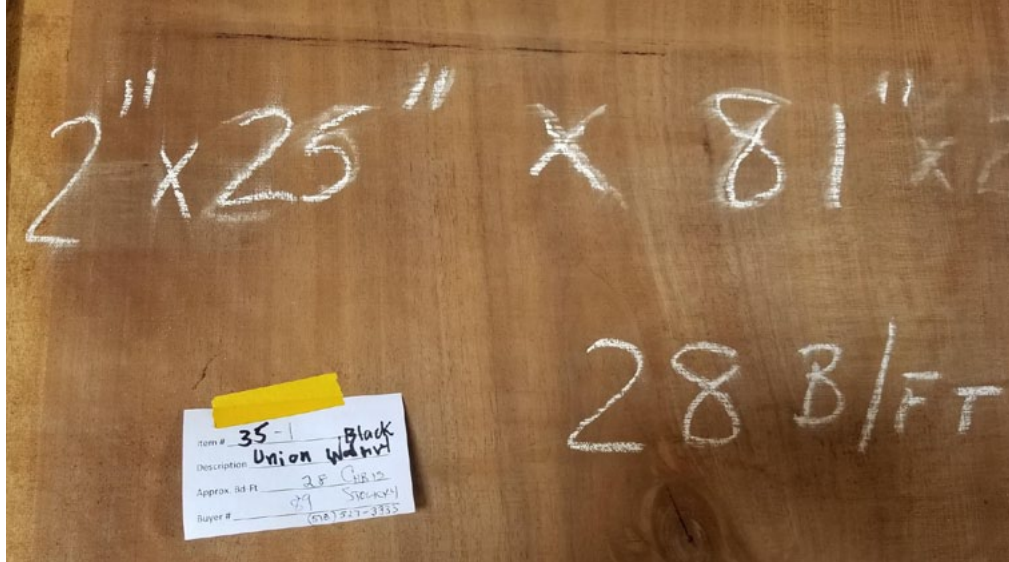


## Lumber Set Up and Labelling

Four days before the auction, eight to twelve volunteers move the seasoned lumber from storage to the front of the Shaker barn and place them in 50 to 70 board foot stacks where the committee makes a list of the donors who are assigned a number and the boards donated are labeled by donor's number. Two days before the auction, every stack is given two paper labels with the donor number, the lot number, type of wood, approximate board feet, buyer number, price when sold, or no sale.

## The Bidding

During the auction, a volunteer takes off one of the two labels and hands it to Bob Williams, the auctioneer, so he has the information about the stack's details. When the lumber is sold, the volunteer marks the both labels with the buyer number and price sold. Another volunteer holds sample boards from the stack for the crowd of buyers to see as bidding begins.



Marking and labelling lumber



Todd Gunter holds sample board from a stack



Three piles of Cedar milled by Lee Hilt



Serious bidders check their phones for market prices





*Bob Williams and Juliana Shei*



*Wood for turners*



*Rich Ceruto buys some choice Cedar*



*Piles of Red Oak*

When bidders arrive at the auction, they register at the cashier's table, and they are given a large card with their bidder's number. The registry has the buyer's name, phone number, and contact information.

The first of the two labels go to a recording person who enters item number, description, board feet, bidder number and price sold. That list and its labels go to the cashier's table. The second label STAYS on the item so it is identified until it leaves the building. Upon pay-out, the bidder has his purchases totaled to be paid by cash or check. No credit cards are accepted.

### **Auction's Conclusion and Clean Up**

At the end of the auction, volunteers immediately clean up the barn. Large and heavy items might be left over night by prior appointment while a buyer arranges pick up the next day. The committee reorganizes the barn's storage area to accommodate future lumber deliveries.

As the reader can see, volunteers' hard work is the reason the auction generates revenue for the NWA annual budget. Mary Gillespie, Celia Carpenter, Karen Goddard, Kitty Scharl, Juliana Shei, and Austin Spang give hours to record keeping, marketing prior and during the auction, labelling items, and managing payments. Austin and Juliana will compile a spreadsheet of what was sold and for how much to determine the pattern of sales and to help with future auction projections.



## NWA Appreciation of Donors

Every donor gets a letter of acknowledgement from the NWA Executive Secretary, Charlie Goddard, which states what the donation sold for, and if the donor wanted 50 % of that sale, a check is issued by the NWA Treasurer, Ron Roberts.

Some examples of this year's power tools are shown



*1963 Rockwell radial arm saw with a ton of accessories brought cheer to its buyer*



*Beautiful drill press*



*Delta dust collector*



*Jet dust collector*



*High quality power equipment*



*Dozens of drawer slides*



*Large planer with roller extension*



Hand tools and miscellaneous included:



*Turners' tools*



*Timber framing tools*



*You can't have too many clamps*



*Blakely gets sparkle tattoo*



*Two and three-dollar items.*

## Would You Like to Donate Logs to NWA?

### ***CALL BEFORE YOU CUT***

We will evaluate your tree(s) for free. If the wood is usable, we will pick up the felled log(s) with our log trailer, mill the lumber, sticker and dry the boards, and sell them at our annual Fiske Scholarship Fund Auction held every year in August or September. Because of liability issues, we cannot fell your tree(s), but we will work closely with your tree service company to avoid any delay in removing logs.

### ***Logs to Lumber to Learning***

Before you take down hardwood trees on your property, please consider donating the logs to the NWA. We are interested in large hardwood trees, for example cherry, oak, ash, maple, etc. that can be converted into lumber and sold to follow woodworkers. Your donation is tax deductible because the money raised is used for education grants in woodworking.

### ***Preserve the Value of Your Trees***

Quality hardwood trees are a valuable resource located in many places outside of forests. Individual mature trees can be found on farms, around rural homes, and even in older suburban neighborhoods. The logs can be a source of quality lumber, but it is often difficult to get them transported and milled because of the small quantities involved. *As a result, fine hardwood can end up as firewood or be sent to our already overburdened landfills.*



### ***THE NWA ALTERNATIVE***

The NWA can help you recycle your tree(s) into valuable wood that will be put to many good uses, including fine furniture. In addition, you may be eligible for a tax deduction because the lumber made from your tree(s) will be sold and the money used to fund the Association's Fiske Scholarship Program.

### ***TAX DEDUCTIONS***

All donations to the NWA are tax deductible. If you prefer not to donate the full value of the lumber, we can share the proceeds of the sale of your wood. The program is designed to be as flexible as possible.

### ***TYPICAL TREES TO DONATE***

Cherry, Maple, Walnut, Locust, Elm, Butternut, Ash, Oak, Hickory, Beech, White Pine.

If you have or know of any hardwood logs available for donation to the NWA, please call:

Dick Flanders 518-393-5215, Rich Glover 518-573-9982 or Pete Howe 518-885-9331

## **Shaker Site Has Hardwood Trees**

According to Dick Flanders, "...about 45 of the logs are White Oak, 9-10 Cherry, a Box Elder and some Hickory. NWA will want to cut the White Oak as 5/4 or 4/4 quarter sawn as much as economically possible, and some rift cut of 2" thickness out of most logs. The Cherry would be cut about the same, but no particular need for quarter sawn." Dick is seeking a quote from a mill operator who has done much work for NWA.



*Shaker hardwoods*

## **Classifieds**

### **For Sale**

#### **Woodworking Machines and Accessories, Ballston Lake**

##### **Delta 34-410 10" Contractors Saw**

1 ½hp TEFC 345OR Motor, Biesemeyr Fence and Outfeed Table, Side Extension table – \$750

##### **Rigid JP06101 6 1/8" Jointer – \$600**

##### **Oneida 1.5hp Cyclonic Dust Collector**

Leeson Motor, wall bracket, Plus several sections of metal duct, Connections, Blast Gates – \$500

##### **AirTech 750 CFM Ceiling-Mount Air Filter – \$200**

##### **Delta 22-560 12 ½" Thickness Planer – \$100**

##### **Ryobi TS0-254 10" Super Miter Saw with Extension Wings – \$75**

##### **Delta #34-182 Tenoning Jig for Table saw – \$75**

Prices are firm. Serious buyers may view the equipment.

Call Tom at 518-488-9094



# A Short History of the NWA Annual Auction

*By Susan McDermott*

NWA Historian, Wayne Distin and NWA Executive Secretary, Charlie Goddard provided the information for this article. The first auction was the sale of the shop of Milan Fiske who left hundreds of tools and lumber collected over his 50 years of woodworking in his will to NWA. On October 6, 1996, auctioneer Matt Fraley sold \$6318 worth of items, and the Fiske Memorial Education Fund was created. From then on, the proceeds from the annual auctions go to the Fiske Fund which supports the education of NWA woodworkers and pays for national and internationally known craftspersons to present demonstrations and seminars every November to our members.

The next four annual auctions took place during the NWA Annual Picnic at the Joneville Fire Station until 2000. Ron DeWitt would bring his Woodmizer sawmill for members to have

their logs milled. The auction sold donated tools and hardwoods to benefit the Fiske Fund. Bart Chabot was the auctioneer those years and an active NWA member. Bart introduced our current auctioneer, Bob Williams to NWA. Recently, Bart passed away at 80 on September 4, 2019.

In 2001, Charlie Goddard was instrumental in securing arrangements with the Shaker Heritage Society to use the Meeting House for NWA monthly General Meetings, the Cow Barn for lumber drying and storage, and the big Hay Barn for the annual auctions. This beautiful historical site has been our location for the past 19 years. And it benefits from NWA volunteers who built the bridge and furniture in the gift shop, refinished the Meeting House hardwood floor, and repaired walls, lighting, and other projects requested by the site administrators.

## Library News

*By Susan Hill*

### Instructional DVDs Added to NWA Library

Find new project inspiration and creative ideas! Recently, over 40 instructional DVDs were added to the NWA library collection. These can be found at the end of each color-coded section on the NWA library shelves. Currently, the largest addition of DVDs is under the subject of Turning (fluorescent orange dot section).

Some DVD title highlights:

Turning for Furniture

Introduction to Segmented Turning

Woodturning: The Definitive Beginner's Guide

Chip Carving

Turning for Fun and Profit

Bowl Basics

Secrets to Creating Two-Piece Hollow Forms

### WOOD Magazine Now Available Online for NWA Members!

Thanks to a donation by Juliana Shei, the NWA Library has acquired a digital version of the complete 258 issue archive of WOOD Magazine. For nearly 35 years, WOOD Magazine has been the world's most-read woodworking magazine. The full-text article archive is searchable on the **NWA shop computer**. Look on the desktop and click on the shortcut "WOOD Archive 2017".

TIP: to save time searching for WOOD Magazine articles that may be of interest to you, you may wish to use your home computer to search the article index on the WOOD Magazine website using this link: <https://www.woodmagazine.com/magazine/index>. Then, on your next visit to the NWA shop, pull up the article on the shop computer and print or mail yourself a full-text copy.

For any questions on using this archive, contact Susan Hill at [susanh1122@att.net](mailto:susanh1122@att.net).





**THE EIGHTH ANNUAL  
NWA RECOGNITION BANQUET  
SATURDAY OCTOBER 26, 2019**



SPECIAL RECOGNITION OF

**DAVE MOBLEY**

6:00 PM Cash Bar • 6:30 PM Welcome • 7:00 PM Dinner is served

**The Location:**

**ITALIAN AMERICAN COMMUNITY CENTER  
257 Washington Avenue, Ext.  
Albany, New York 12205**

**Menu:**

- **PRIME RIB**
- **SEAFOOD TRIO (salmon-shrimp-scallops)**
- **CHICKEN PARMIGIANA**
- **EGGPLANT PARMIGIANA (vegetarian)**
- **Dessert will be Johnny's Black Out Cake**

**COST: \$35 per person**

send a check made out to **NWA Banquet** and your menu choices to

**Kay McCampbell**

**11 Allen Drive**

**Waterford, NY 12188**

**Phone: 518-371-9608 • E-mail: [nwadinner@gmail.com](mailto:nwadinner@gmail.com)**

If you go to [www.mapquest.com](http://www.mapquest.com) and place your start location and Italian American Community Center, Albany, NY, you will have turn by turn directions.

**We need Raffle Items for the wonderful Raffle we have planned**

NOT ALL RAFFLE DONATIONS NEED TO BE MADE OF WOOD  
You can give your RAFFLE DONATION of a hand made wooden object,  
a new tool, fabric items, a bundle of wood, or a book  
to

**Kay McCampbell** ANYTIME or bring them to the Banquet



October 15, 2019

TO ALL NWA MEMBERS AND FRIENDS:

Have you ever volunteered to work for the NWA Annual Showcase? Try it!! It is invigorating!

It will give you the opportunity to learn, to meet new friends, to show your children how wonderful and exciting it is to see and experience the skillful woodworkers expressing their art in woodcraft.

If you are interested in participating in our next year's Showcase in Saratoga Springs, contact the Volunteer Coordinator. She will give you all the information you need to find out about the positions, time and job descriptions that is best for you depending on what you would like to see and experience during the showcase. The entrance to the show is free for all volunteers. Take this opportunity and enjoy your weekend.

If you previously volunteered to work in the Showcase and you are interested in a specific position and time, contact the Volunteer Coordinator as soon as possible. She will be glad to help you. You do not have to be a member of NWA to participate. Invite a member of your family, a friend, a neighbor or anyone who you know would be interested in displays of fine woodworking, free lectures and demonstrations, woodworking tools and materials, exhibit and sales.

The Northeastern Woodworkers Association is a non-profit organization dedicated to the advancement of woodworking through education and sharing of skills and knowledge.

We need volunteers for the 2020 Showcase. Please call or send an email at your earliest convenience to:

Maria Witkins,

NWA Showcase Volunteer Coordinator

[mamawitkins@aol.com](mailto:mamawitkins@aol.com)

Phone (518) 384-0403 or (518) 229-3078

NWA Showcase March 28 – 29, 2020

Saratoga Center, Saratoga Springs, NY

["The smallest act of kindness is worth more than the grandest intention."](#) — Oscar Wilde





# Dave Parkis Discusses Making Old Hand Planes Usable

*By Irv Stephens*

At the September 12 Monthly Meeting Dave Parkis discussed some of his methods for restoring old hand planes to usable condition as well as providing a few pointers about evaluating hand planes that you might find in garage sales. His presentation generated many questions and comments from the audience about his techniques as well as interest in information resources about old hand planes. Because more complete information about restoring hand planes frequently is offered as one of NWA's education courses, this article will just touch upon a few highlights of Dave's presentation.

Dave stated that he generally prefers to remove rust and stain from old hand planes by using Scotch Brite #7440 aluminum oxide hand pads instead of chemicals that may require ventilation and space for vats or tubs.

In his experience the pads are neater to use in the limited space of his shop and significantly faster than other methods he's tried. To remove grease and other grime, Dave uses La's Totally Awesome Cleaner & Degreaser that he gets from discount stores; and for a finish concoction, Dave mixes one part Murphy's Oil Soap, one part Boiled Linseed Oil and two parts of Johnson's Paste Wax.

Dave emphasized that the techniques he demonstrated should only be applied to hand planes and chisels. For other tools, like hand saws or power tools, these techniques may not be applicable and can damage these tools.



*Dave Parkis*

## September Instant Gallery

*By Irv Stephens*

Ray Puffer displayed three bowls: one from a cherry burl with turquoise inlays and two from Norway maple logs that he had first vaccinated with live bacterial cultures to expedite spalting. The bacteria causing spalting, he said, can be obtained from either beers or yogurts with live cultures and applied to the ends of cut logs to start the process. Or, he commented that logs can simply be left on the ground and covered with leaves. The spalting of the logs he used aged for about a year.

Steve Vanderzee discussed how he was inspired to modify a couple of box designs he had seen by using magnets instead of hinges to hold their lids. He additionally enhanced the designs, as any wood turner might, by turning their bottoms.

Celia Carpenter, represented by Wally Carpenter, presented a hand carved maple bowl from a 3" board that they had been storing in their garage for at least 25 years.



*Puffer's bowls*

Finally, Dave Mobley showed examples of two projects that the Crafters SIG has worked on for several months. As reported in last month's Newsletter, the 625 cheese boards are destined to be presents for Curtis Lumber employees from its management. The second Crafters' project comprises 71 award plaques for the Saratoga Builders Association's annual Showcase of Homes event. Over the course of the last several months the two projects provided about 30 different Crafters with the opportunity to improve their skills by using a variety of power tools including routers, planners and jointers as well as experience in clamping and gluing.



*Vanderzee's magnet hinged boxes*



*Celia's hand carved bowl*



*Crafters' cheeseboard*

## NWA WOODWORKERS ASSOCIATION

### Showcase Announcement

We need volunteers for the Showcase

Saratoga Center, Saratoga Springs, NY.

March 28 – 29, 2020

All positions include: Door Hosts, Floor Monitors, Question Booth, Lecture Videographers, Membership Booth, Raffle Tickets, Tickets Sales, Pen Turning, NWA Store Attendants, set up and take down Exhibits, Truck Assistants, Loading Docks, and Ramp Assistants.

Name: \_\_\_\_\_

Position: \_\_\_\_\_

Date and time: \_\_\_\_\_

Phone Number: \_\_\_\_\_

E-mail: \_\_\_\_\_

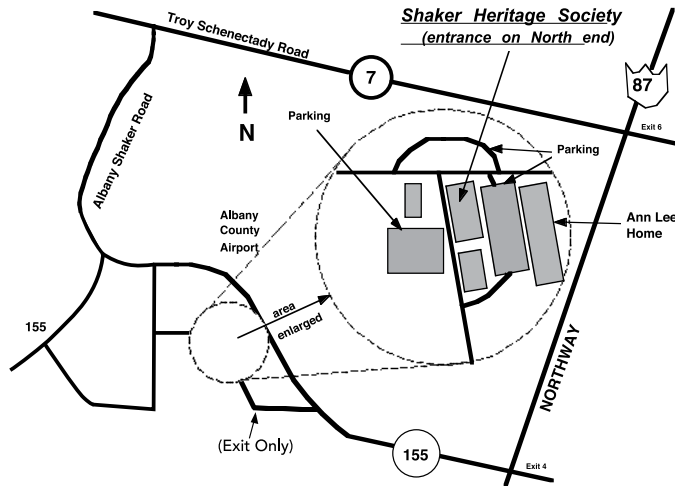
Your cooperation will be greatly appreciated.

You can print this form, fill it out, and send it to P.O. Box 246, Rexford, NY 12148-0246 or give it to her when she visits the shop or at General Meetings.



# October Meeting

*Thursday, October 10th, 2019 7:00 PM*  
**Shaker Heritage Society Meetinghouse**  
*25 Meeting House Road, Albany, NY*



## 2019 MONTHLY MEETINGS\*

Unless noted otherwise, held at the Shaker Meetinghouse on the Second Thursdays at 7:00 PM

For meeting cancellation information, call Ken Evans 753-7759 or Charlie Goddard 370-0388

**October 10th** - Sharpening Curved Blades - Ernie Balch

**November 21st** - Fiske Memorial Lecture  
Matt Kenney, author of **52 Boxes in 52 Weeks**, and former Special Projects Editor of **Fine Woodworking**

**December 12th** - Family Night

**January 9th** - Tool Collecting - Preston Sweeney

**February 13th** - TBA

**March 12th** - Seat Weaving - Lorraine Weissen

**April 9th** - TBA (Program presented by Mid-Hudson Chapter)

**May 14th** - Turning Topic - Paul Petri

\*To be updated with additional information

## SPECIAL INTEREST GROUPS

### SPECIAL INTEREST GROUPS (SIGs): Please note meetings will commence at our new location at 97 Railroad Avenue.

**Adirondack Woodturners Association (AWA)** - The AWA is active throughout the year. **General** Meetings are held the first Wednesday of the month (except in January and July when it is the second Wednesday), at the NWA Learning Center located at 97 Railroad Avenue, Colonie, NY from 5:30 PM to 8:45 PM. **Contact:** Pam Bucci, President at 518-429-6440 or woolglass2@gmail.com

**Spindle and Pen Turners** - Meets Mondays 5:30 PM - 8:45 PM. **Contact:** Pam Bucci at 518-429-6440 or woolglass2@gmail.com  
Wednesday "Learn and Turn" sessions occur on all other Wednesdays at the NWA Learning Center. These sessions run 5:30 PM to 8:45 PM. www.adirondackwoodturners.com **Contact:** Pam Bucci at 518-429-6440 or woolglass2@gmail.com

**Scroller's Guild** - Meets on the second and fourth Wednesdays of the month at the NWA Learning Center located at 97 Railroad Avenue, Colonie, NY. Shop opens at 5:30 PM both Wednesdays followed by a general meeting at 7:00 PM on the fourth Wednesdays. **Contact:** Jeanne Aldous at AMJAMtat2@aol.com or Barbara Nottke at scroller87@aol.com or 518-869-6268.

**Kaatskill Woodturners** - Second Saturday mornings at 9:00 AM at the Opdahl property in Hurley, NY. **Contact:** Wally Cook at wally.cook@gmail.com

**NWA Crafters** - Meet Tuesdays and Saturdays 9:00 AM to noon. They provide public service woodworking for various charitable organizations, including the Double H Hole in the Woods camp for children and the GE Toy Modifications Group, and the Make A Wish Foundation. Sharing information, fellowship, and relating experiences are a major part of these sessions. **Contact:** Wayne Distin at 518-674-4171 or wdistin@nycap.rr.com, Ken Evans at 518-281-0779 or kevans1@nycap.rr.com, or John Heimke at heimkj@sage.edu for more information.

**The NWA Wood Carvers SIG** - Meet 1st, 3rd, 4th & 5th Thursdays 5:00-8:30 PM all year at the NWA Learning Center located at 97 Railroad Avenue, Colonie, NY. The goal is to promote the art of wood carving and to have a good time doing it. The only prerequisite is a desire to carve while making new friends. Wood, tools, and patterns are available. **Contact:** Diane Balch at 518-885-9899 or signs@balchsigns.com

**Hand Tool SIG** - Meets on the 1st and 3rd Tuesday of each month at 7:00-9:00 PM in the Herm Finkbeiner Education Center at 97 Railroad Avenue, Colonie, NY. **Contact:** Dave Parkis at 518-429-6581 for further details: dparkis@nycap.rr.com

### CHAPTERS

**NWA Mid-Hudson** - The chapter meets at 7:30 PM on the third Thursday, except July, at the Hurley Reformed Church. The Church is just off the Hurley exit from Rte. 209. Right at the exit, right at the stop sign and left into the Church parking area. **Contact:** midhudsonwoodworkers.org Jim Lee, President - (845)382-6045