

# WOODWORKERS NEWS



Northeastern  
Woodworkers  
Association

September 2015, Vol. 24, Number 7

## September Meeting

*Thursday, September 10, 2015,  
7:00 pm – Shaker Heritage Society  
Meeting House*

### From the Tree

*by Ken Evans*

Obviously, it is a long way for wood to travel from the tree to the workshop. It is even longer for such wood to get to a finished project.

The journey of wood destined for a woodworking project begins with a standing tree which needs to be felled, cut into pieces, stored properly for the proper length of time under proper conditions, and then protected and attended to until the appropriate project calls for its use. This is not an easy journey for the wood, and it is a great deal of work for the woodworker. The journey is fraught with events which can damage or destroy the wood completely. The greater is the woodworker's knowledge of wood and the events which can destroy it, the greater is the likelihood the woodworker's hard work will pay off in usable material at the end of this journey.

Our meeting in September presented by Charlie Goddard and Ken Evans will detail the events in the journey of wood destined for both traditional woodworking and woodturning projects. Although, much about wood during this journey is common to both areas of woodworking, each area holds some unique considerations.

If you are a traditional woodworker or a wood turner, bring your questions to the September NWA meeting on Thursday, September 10 at 7:00 pm at the Shaker Meetinghouse.

### The Fourth Annual NWA Recognition Banquet

Mark your calendar.

The date is Saturday OCTOBER 3, 2015.  
The place is the Italian American Social Club  
on Washington Avenue in Albany, New York.

*Together, NWA members will Recognize and Celebrate  
NWA people and NWA events.*

*Bring your family and friends and help make this  
a yearly celebration of all things NWA.*

~~This year's special recognition goes to Wayne Distin~~

This year's menu includes:

**PRIME RIB**

**SEAFOOD TRIO salmon-shrimp-scallops**

**CHICKEN MARSALA**

**MANICOTTI MARINARA**

**Dessert will be a chocolate cake**

Each dinner is \$28 and you can send your check made out to "NWA Banquet" along with your dinner choices to me at the address below.  
Please do this by September 25.

There will be door prizes and a raffle. A WONDERFUL RAFFLE!

Please donate hand made items for the raffle.

We are woodworkers, and we like wooden things. Please make something for this event to help make it a success.

Of course the items do not need to be wood.

Craft items of all varieties are welcome.

You can give your donated items to me, Willie Evans, anywhere you see me. You can leave items for me at the Mustang Shop, leave items with Ken (husband the woodturner who will donate several items I promise), or give items to anyone you think can get them to me.

Or you can bring them to the Banquet.

If possible, give me a heads up of what you will bring.

You can, if need be, send them to me at:

Willie Evans

2062 NY 67

Valley Falls, NY 12185

We need them, and we need lots of items. Nothing too big or too small! Thank you, and please watch the newsletter and the emails for further details.

#### OFFICERS

**President** - John Heimke  
heimkejohn@nycap.rr.com  
279-9073

**Vice President** - Wally Carpenter  
c.j.carpenter@earthlink.net  
434-1776

**Secretary** - Nancy Reilly  
nreilly@nycap.rr.com

**Treasurer** - Lee Hilt  
jamtgs@earthlink.net

**Past President** - Rich Duval  
rduval@nycap.rr.com

**Historian** - Wayne Distin 674-4171  
wdistin@nycap.rr.com

**Executive Secretary** - Charlie Goddard  
370-0388 Cgodd@aol.com



#### CHAIRPERSONS

**Mid-Hudson Chapter**  
John VanBuren, President  
(845) 444-8281

**Sacandaga Chapter**  
Jim Hopkins, President  
725-7332

#### Education

Stan Blanchard  
Tom Moran  
nwaeducation@gmail.com

#### Youth Programs

Wayne Distin - 674-4171  
wdistin@nycap.rr.com

#### Fiske Fund

Max Bloomfield  
max.bloomfield@gmail.com

#### Hospitality

Francis Legac

#### Library

Darrel Welch - 477-8431  
ydwelch@fairpoint.net

#### Membership

Peter Lofrumento  
nwamembers1@gmail.com

#### Programs

John Heimke  
heimkj@sage.edu

#### Publications

Susan McDermott - 438-1909  
s.mcdermott@hvcc.edu

#### Publicity

OPEN

#### Showcase Chair

Ken Evans - 753-7759  
kevans1@nycap.rr.com



UNLESS OTHERWISE NOTED, PHONE  
NUMBERS ARE IN AREA CODE 518

## Interment Ceremony for Unclaimed Veterans Saratoga National Cemetery

*By John Heimke*

On Friday June 5 the cremains of eight military veterans were interred with full military honors in the Gerald B.H. Solomon Saratoga National Cemetery. Seven of the eight were WW II veterans who had no known family members. Those receiving final honors were Army Tech 5 Victor Kostelak, Army Privates Eugene Armitage, Frank Williams and George Vanderworken, Air Force Cpl. Herbert Martin and Navy Seaman 1st Class Irving Mills, all WW II veterans, Army Master Sgt James Davide, WW II and Viet Nam and Army Pfc. Sigurds Macs, Viet Nam veteran. The Community Service Group of our Mid-Hudson Chapter, the NWA Crafters and the Adirondack Woodturners made all of the urns to hold the remains of these Veterans.

The Patriot Guard kindly acknowledged NWA's contribution to the Veteran Recovery Program by presenting eight burial flags to NWA veterans: Army Lt. Colonels: John Heimke, Ray Puffer and Bill Storz, Army Specialist E5 Fred Saar, Army Specialist E4 John Van Buren, Navy Specialist ET2 Duane Henry and Air Force Specialist E4 Lawrence Hickey.

NWA extends its very grateful heart felt appreciation to Bill Schaaf, State Coordinator of the Veterans Recovery Program, the Military Honor Guards and to all of the Patriot Guard Riders that come to honor and support our military veterans.



*More photos on page 3*

## Interment Ceremony at Saratoga National Cemetery



Visit Our Web Site  
[www.woodworker.org](http://www.woodworker.org)

### WOODWORKERS NEWS

is published by the Northeastern Woodworkers Association for its members. The Association's aim is to provide a common meeting ground for lovers of woodworking who want to know more about wood and the techniques for forming it. The newsletter is published monthly. The newsletter is available online at [www.woodworker.org](http://www.woodworker.org)



Your next issue of  
**Woodworkers News**  
will be published  
in early October.

Copy deadline: September 15

Susan McDermott, Editor

(518) 438-1909

[s.mcdermott@hvcc.edu](mailto:s.mcdermott@hvcc.edu)

Elizabeth Keays Graphic Artist  
Designer



### WEBSITE(S)

[www.woodworker.org](http://www.woodworker.org)

[www.nwawoodworkingshow.org](http://www.nwawoodworkingshow.org)

Webmaster - Kurt Hertzog

[kurt@kurthertzog.com](mailto:kurt@kurthertzog.com)



NORTHEASTERN  
WOODWORKERS ASSOCIATION  
P.O. BOX 246  
Rexford, New York 12148



# Showcase 2016 NWA Store Project Is Underway

*By Ken Evans*

Recently, there was much activity in the NWA Learning Center as the Crafters worked at high intensity on items for the Showcase 2016 NWA Store. The accompanying pictures tell the tale, of course.

On my arrival, I spied the cart laden with rough lumber—a sure sign something significant is about to happen.

Jerry Verner and Bob Honeyman were busy making “Pull Behind Frogs”. Ribbit, Ribbit!

Charlie Goddard and Darrell Welch were planing rough lumber to be turned into “Wooden Garden Totes”.

Marvin Spinner was quite busy making “Holiday Sleighs”! He tells me they will be red with sparkles.

There are many other items being made for the NWA Store by the Carvers, the Hand Tool SIG, the Woodturners, the Pen Turners, and the Scrollers, as well as items from other chapters and their related SIGS.

Help us! Get involved! Make some items for the project.

Contact Ken Evans, Tom Moran, or Wayne Distin.



*Planing and ready to go*



*Wood being prepped*



*Santa in training*



*“Ribbit”*



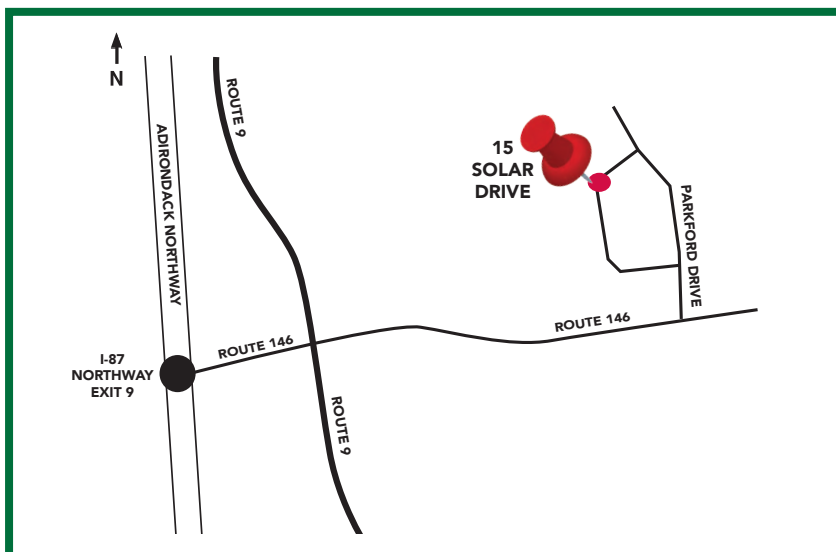
*NWA Frogmen*

# AWA Ambrosia Bowl Challenge

*By John Heimke*

Although it is a bit early to be thinking about Bowl Games, AWA is hosting a new one, The Ambrosia Bowl Challenge. On June 3rd, there was a constant roar in the backyard of Ray Puffer's home, not from fans, but from a half dozen chain saws. Back in January the gas company had to cut down his 60 some year old maple tree because it had been growing over a buried gas line for all these years.

This mammoth deliquescent (having a primary apex of multiple trunks) tree turned out to be colorfully marked with ambrosia patterns. Bowl blanks were cut up, sealed and loaded onto four pickup trucks and transported to the Solar Drive shop just in time for the AWA monthly meeting. AWA members helped themselves to the blanks with the expectations that they would be brought back after being transformed into bowls and displayed during an Instant Gallery at a future AWA monthly meeting. Thanks so much to Ray Puffer for his generosity in donating these bowl blanks and for creating the first Ray Puffer Bowl Challenge.



**A map to the  
Herm Finkbeiner  
Education Center  
15 Solar Drive, Clifton Park**

# CHAPTER NEWS

## Mid Hudson Chapter News

By Wally Cook

**Ottaway Chair:** Imagine building a curved chair from the ground up. Rob Hare has developed a process for doing just that. Rob has been making furniture since 1990 and has honed his ability to “bend” wood into sweeping curves for arms and seat backs. His approach is akin to coopering a barrel, but without the use of metal straps to keep staves in place. One might also describe his method of work as similar to a boat-builder’s use of strakes built around a strongback and frame, yet Rob uses neither. Rather, Rob constructs a segmented piece of furniture, adding one layer of wood at a time.

What is amazing about Rob’s work is that:

- The chair he demonstrated is built from one slab of claro walnut 3” thick
- The chair is entirely book-matched
- Forged steel or forged aluminum is an equal partner to the wood in the overall design


The claro walnut slab was purchased as an unsurfaced billet for \$5,000.00. Rob works with Good Hope Hardwood in Landenberg, PA. Rob prefers claro for the chair project. Claro walnut is a fast growing wood that can reach epic girth. Generally, the claro is grown in California and harvested from walnut groves. English walnut is grafted onto the claro to produce nuts, but the trees eventually lose their ability to accept grafting – and are then harvested. Good Hope air dries the slabs for two years, then puts them through a dehumidifying process for nine months. Rob selects the wood carefully – he buys them unsurfaced in order to retain areas of interesting grain to book match. He will eventually re-saw and work the wood into billets 7/8” thick.

Working from full size drawings, Rob prepares the arms for both sides at the same time. He puts a square edge on two sides of the slab and defines the segments with the template. Leveling the slab is done with power planer and three sighting sticks. The angles for each segment edge are calculated for each

*Continued on Page 7*



*Rob lays out the pieces on the slab with a full size drawing, then cuts the segments with a jigsaw.*



*Sections are book-matched and registered*



*Sweeping curves and matched grain define the chair design*

# CHAPTER NEWS

## Mid Hudson Chapter News

*Continued from Page 6*

mating pair of boards, surfaced on a jointer, biscuited, and glued with West System epoxy. Only after the previous segments are cured will the next piece be added. Using cauls and clamps, the total process of accretion may take up to a month. For efficiency, Rob schedules his glue-ups for the end of his work day for overnight setting. Slowly, the sweeping curve is defined for both arms and the back of the chair. Rob refines the rough shape with a belt sander.

Now, not only are the segments built up one level at a time, they are also book matched. Three sections of matching grain may be re-sawn from the original slab. In turn, these are further divided into segments. Rob minimizes grain interruption by using a thin kerf band saw (1/32" kerf Wood-Slicer blade) for producing the segments. The result is uninterrupted grain across three surfaces of the chair. While this seems daunting, Rob says that if you stay focused on the overall plan, the details will fall into place.

Finally, a metal frame is incorporated into the wood carcass.

The metal components are integral to the overall design. Rob has been working with both wood and metal since 1965; he is very comfortable in the forging process. The metal is actually forged so that



*The completed Ottawa chair*

it blends into and through the wood. Elements of the frame protrude and surround the chair. Most recently, Rob has used forged aluminum – a tricky material to bring to the annealing stage. Based on Rob's investigation of forged aluminum, he may be the only maker forging his own aluminum for his furniture pieces. Finally, the chair was completed with leather upholstery with the cushions attached by rare earth magnets.

**Hurley Corn Festival:** The chapter was well represented at the August Hurley Corn Festival. As always, the raffle displays, scrolling, and turning demonstrations were popular.



*Fred DuBois and Ron Roberts confer about a scrolling project while Ralph Zimmerman sets up a mini-lathe at the Hurley Corn Festival*



*Ralph Zimmerman shows Christine Fiore how to make a pen*

### Upcoming:

- September 17: At the Hurley Reformed Church at 7:30 PM, Gail Whistance will describe the program at the Mohonk Preserve to re-introduce chestnut trees.
- September 26: Chapter Picnic -- The Mid-Hudson Chapter picnic will be held at the West Hurley Park from noon to 4PM. Bring a dish to share and something for the raffle table.
- October 17: Our chapter show is planned at the Hurley Reformed Church. Be sure to reserve a spot for your pieces by contacting Bob Boisvert or Duane Henry.

## **SAVE THE DATE**

Northeastern Woodworkers Association

**The Annual Lumber & Tool Auction**  
is coming up **VERY SOON**

**Saturday, September 19, 2015**

from 12 noon to 5:00 PM

Shaker Heritage Society Barn  
Heritage Lane, Colonie  
(Across from the old Heritage Park, near the Albany Airport)

**YOUR HELP IS NEEDED**

for the **SETUP** during the day on

**Wednesday, Sept 16 and Thursday, Sept 17**

starting at 9 am both days

**SAVE THE DATE**

### **CONTACTS:**

Charlie Goddard 370-0388, [cgodd@aol.com](mailto:cgodd@aol.com)  
Warren Stoker 439-6089, [wstoker38@gmail.com](mailto:wstoker38@gmail.com)  
Pete Howe 885-9331 [phowe1@nycap.rr.com](mailto:phowe1@nycap.rr.com)  
Dick Flanders 393-5215, [rflander@nycap.rr.com](mailto:rflander@nycap.rr.com)

Should you care to donate items for the auction, contact one of the persons noted above

## **Minutes of 2015-16 Monthly NWA Presentation Planning Meeting**

**Date:** Jun 17, 2015

**Location:** Herm Finkbeiner Education Center

**Purpose:** Determine Agenda Topics, Presenters, and Coordinators for each monthly meeting of NWA for the 2015-16 calendar year.

**Attendees Present:** Ken Evans, Charlie Goddard, Dick Flanders, John Heimke, Wayne Distin, Peter Howe, Barbara Notke, Pam Curtis, Austin Spang, Wally Carpenter, Pat McCord

**Overview:** We covered several topics while not specific to the agenda, were important topics to pick up at a later date this year. Surveys were suggested for some of the following topics: meeting attendance, meeting location, improving communication and sharing by providing opportunities and forums for Woodworker-to-Woodworker to talk. Areas such as *Roundtable Discussions* and *Show-and-Tell* have proven to be interesting for the membership.

### **Monthly Presentation Topics:**

<b>Month</b>	<b>Topic</b>	<b>Presenter(s)</b>	<b>Coordinator</b>
Sept. 10 '15	Lumber From Logs	Charlie Goddard Ken Evans	Ken Evans
Oct. 08 '15	Holiday Ornaments	?? -TBD	Barbara Notke
Nov. 12 '15	Fiske Lecturer	(being arranged)	Wally, Ken, Barbara
Dec. 10 '15	Family Night	n/a	Wally
Jan. 14 '16	Finishes	Roundtable	Charlie Goddard
Feb. 11 '16	Bugs in Lumber	?? -TBD	Wayne Distin
Mar. 10 '16	Spoon and Ladle Carving	Tom Wetzel	Wally
Apr. 14 '16	Grain vs Design	Wally	Wally
May 12 '16	Furniture Restoration	Panel / Roundtable	Dick Flanders

### **Backup Topics:**

Clocks/ Chainsaw Sculpting/ Significant Other Talent Expo  
Glues/Toy Making, Puzzles/ Maintaining a Shop/ Using non-wood in wood items

# KWA News

By Wally Cook

**Arched Plates:** Buster Shaw demonstrated how to make arched plates. These plates feature four joined arcs instead of one circular shape. The process begins with a square maple blank approximately 1.5-2" thick and 6-8" wide.

Curves are scribed on the sides using a compass or trammel. A bandsaw is used to cut the rough shape.

With the center already determined, a recess is cut  $\frac{3}{32}$  or  $\frac{1}{8}$ " deep to accept a spigot chuck. Slant the recess 10-15 degrees for better holding on the Oneway or Vicmarc jaws in expansion mode. Once the back is shaped, the piece is re-chucked, and the face is dished out. The result is a graceful curving rim.



*Buster shapes the bottom of the arched plate*



*The rim is gently curved for a graceful form*

If the bottom of the plate will be dyed, leave at least  $\frac{1}{4}$ " border of natural wood from the rim to prevent bleed on the edges. Buster typically uses walnut oil and beeswax mix -- a double boiler is used to dissolve the wax first. Alternately, he will use Odie's oil as a finish.

In addition to showing us the method for constructing an arched bowl, Buster urged all of us to "pay it forward" by donating time and objects for



*Arched plates.jpg: Buster Shaw's arched plates have a distinctive outline*

worthy causes. Buster leads by example in his efforts to establish a pen turning enclave in an African village to help build a cottage industry.

**Upcoming:** We continue to focus on bowls...

- September 12: Steve Sherman will demonstrate methods for adding texture and color to small bowls. This demo will start at 10AM and run to noon as a Saturday workshop.
- October 10: Wally Cook will host a Saturday workshop -- Super Bowl Saturday to encourage members to make bowls for club activities. This workshop will begin at 10AM and members are free to stay as long as they wish.
- October 14: Bernie O'Malley will show his process for turning square bowls. This Wednesday night demo will begin with Show and Tell and KWA business meeting at 6:30PM

**Kudos:** Karen Aune contributed a second article to the Poughkeepsie Journal on the Kaatskill Woodturners' activities. The article was also featured in the Chapter News section of the AAW. The article's title was Kaatskill Woodturners Reap Red, White and Blue Awards, ran on August 3. The link to the article is: <http://www.poughkeepsiejournal.com/story/news/local/2015/08/03/kaatskill-woodturners-northeastern-woodworkers-association/31066961/>

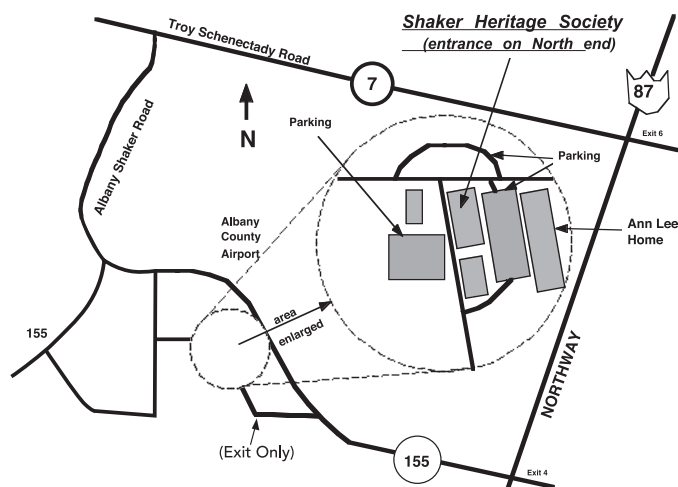
## CLASSIFIEDS

**Beautiful Exotic Guayucan available for sale!** This beautifully grained log of Ecuadorian Guayucan has been kept inside for 20 years, has waxed ends, and is available for you to pick up in Fishkill, NY. The log is approximately 14" in diameter, and varies from ~37-38" in height. Price is negotiable. Please call Irene at 845-401-3998 between 9 AM - 5 PM or send an email to [orleansgrace@gmail.com](mailto:orleansgrace@gmail.com).

**WANTED: Table saw that needs a good, new home.** Machine will be lovingly used for basic and precise cuts. Probably 13 to 15 amps with a 10" blade. Desirables would be the ability to accept dado blades and a tilting table. Please call Mark @ (518) 274-8237 in Wyncatskill.

# September Meeting

Thursday, September 10, 2015, 7:00 pm  
Shaker Heritage Society Meeting House  
Albany-Shaker Road, Albany NY



For meeting cancellation information,  
call Ken Evans 753-7759  
or Charlie Goddard 370-0388

## MONTHLY MEETINGS

September 10, 2015

Lumber From Logs

October 8, 2015

Holiday Ornaments

November 12, 2015

Fiske Lecturer

December 10, 2015

Family Night

January 14, 2016

Finishes

February 11, 2016

Bugs in Lumber

March 10, 2016

Spoon and Ladle Carving

April 14, 2016

Grain vs Design

May 12, 2016

Furniture Restoration

## SPECIAL INTEREST GROUPS (SIGs)

**Adirondack Woodturners Association (AWA)** - The AWA is active throughout the year. Meetings are held the first Wednesday of the month (except in January and July when it is the second Wednesday), and are held at the NWA Learning Center located at 15 Solar Drive, Clifton Park, NY from 6:30 PM to 9:00PM.

Wednesday "Learn and Turn" sessions occur on all other Wednesdays at the NWA Learning Center. These sessions run 6pm-9pm. [www.adirondackwoodturners.com](http://www.adirondackwoodturners.com) **Contact:** Ken Evans, 518-753-7759 or [kevans1@nycap.rr.com](mailto:kevans1@nycap.rr.com)

**Scroller's Guild** - Meets on the first and third Wednesday of the month (Starting Nov. 19) at the NWA Learning Center located at 15 Solar Drive, Clifton Park, NY. A beginner's session starts at 6:30 PM followed by a general meeting at 7:00 PM. **Contact:** Jeanne Aldous at [AMJAMtat2@aol.com](mailto:AMJAMtat2@aol.com) or Barbara Nottke at [scroller87@aol.com](mailto:scroller87@aol.com) or 869-6268.

**Kaatskill Woodturners** - Meets the second Wednesday of each month at 7 p.m. at the Opdahl property in Hurley, NY. **Contact:** Wally Cook at [wally.cook@gmail.com](mailto:wally.cook@gmail.com).

**NWA Crafters** - Meets every Saturday and Tuesday, from 9:00 am until noon at the NWA Learning Center located at 15 Solar Drive, Clifton Park, NY. The Crafters provide public service woodworking for various charitable organizations, including the Double H Hole in the Woods campers for children and the GE Elfuns toy modifications group, and the Make A Wish Foundation. Sharing information, fellowship, and relating experiences are a major part of these sessions. **Contact:** Dave Axton (518) 237-6942, [daxton@nycap.rr.com](mailto:daxton@nycap.rr.com), Wayne Distin (518) 674-4171, [wdistin@nycap.rr.com](mailto:wdistin@nycap.rr.com) Steve Schoenberg (518-371-1260), [sschoen1@nycap.rr.com](mailto:sschoen1@nycap.rr.com) for more information.

**The NWA Wood Carvers SIG** - Meet each Thursday at 5:30 p.m. until 9 p.m. all year except the 2nd Thursday of each month at the NWA Learning Center located at 15 Solar Drive, Clifton Park, NY. Programs are determined at the previous weekly sessions. Discussions start at 7PM. The goal is to promote the art of Wood Carving. Individual private sessions are available Wednesday evenings by appointment. Wood, tools, and patterns are available.

**Contact:** Ray Gannon. [LoRayG@Gmail.com](mailto:LoRayG@Gmail.com)

**Hand Tool SIG** - Meets on the 2nd and 4th Wednesday of each month at 8pm in the Herm Finkbeiner Education Center at 15 Solar Dr, Clifton Park, NY. **Contact:** Dave Parkis for further details: [dparkis@nycap.rr.com](mailto:dparkis@nycap.rr.com)

## CHAPTERS

**NWA Mid-Hudson** - The chapter meets at 7:30 p.m. on the third Thursday, except July and August, at the Hurley Reformed Church. The Church is just off the the Hurley exit from Rte. 209. Right at the exit, right at the stop sign and left into the Church parking area. John VanBuren, President (845) 444-8281

**Contact:** Pete Chast, [pchastnow@gmail.com](mailto:pchastnow@gmail.com).

**NWA Sacandaga** - The chapter meets at 7 p.m. on the Second Wednesday of each month at 55 Second Avenue, Mayfield, NY.

**Contact:** Jim Hopkins, President - 725-7332