

WOODWORKERS NEWS



Northeastern
Woodworkers
Association

September 2011, Vol. 20, Number 7

September Meeting

*Thursday, September 8, 2011, 7:00 pm
Shaker Heritage Society Meeting House
Albany-Shaker Road, Albany*

Building A Church – It Takes A Village Presented by Jim Lewis

By David Mobley

We are fortunate to have a wide variety of fine wood-working talent in our area. At our September meeting, Jim Lewis will show how he's tapped into local wood-

workers to help him execute his largest project to date, sanctuary furnishings and sculpture for Sacred Heart Church in Edinburg, Texas. To

carry out this project, Jim has called on a variety of fine crafts-people, including carvers, turners, molding makers, CNC services, fine furniture makers, and a gilder. In this talk, Jim will discuss what goes into designing and building furniture for a church or other sacred space, and what it's like to work with others in a collaborative project.

Jim Lewis has over 40 years of experience as a custom furniture designer and maker. His shop, Icarus Furniture (now Springwood Studios) started by building waterbeds in the 70s, then moved on to build



platform beds and other bedroom furniture. By the 1980s, he employed six cabinetmakers and was building all manner of custom furniture. He now specializes in sacred furnishings, and has furnished over 75 churches, temples, synagogues and meditation rooms. He is perhaps best known for the Chapel at Teresian House in Albany, which won the Millenium Award for Art and Architecture in 2000.

Jim sculpted the Nautilus Dome for EMPAC, their first public art project, and "dancing furniture" for several productions for the Ellen Sinopoli Dance Company. He recently helped his partner, Carmen Gonzalez, renovate her restaurant, Carmen's Café, in South Troy, constructing a counter from Troy-grown Ailanthus, generally considered a "weed tree," but actually a terrific furniture wood.

We saw Jim's work in 1999 when he presented it in the NWA Fiske Memorial Lecture series. Other examples are on the web at www.IcarusFurniture.com and in his shop in downtown Troy. 🐼

Membership Renewal Time!

By Joe Bucci

September begins a new program year for the NWA: a new round of meetings and demonstrations, lectures and hob-knobbing with colleagues and generally catching up with those you may not have seen for a while. We have a new President in Dan Tipton, and a new Vice President in George Rutledge. There will be dozens of new course opportunities to help us learn, hone and broaden our wood-working skills. We have added 125 new members over the last year, and the shop on Mustang Drive is more complete than ever.

September also brings the annual membership renewal process. You will soon be receiving a letter asking you to renew your membership for the 2011-12 NWA year. The process, as always, is quite simple: open your renewal letter, review the pre-completed information on the form at the bottom of the letter, edit / add any new information, and return the form along with your check using the envelope provided with the renewal letter.

Your annual dues payment is vital to the continued viability of the NWA. Dues support virtually every one of the many activities the NWA undertakes each year: the many educational opportunities each year, the Mustang shop rent and utilities, new tool acquisitions, our charitable work, Showcase and the refreshments available at our general meetings. Please take a moment and renew your membership when your renewal letter arrives. 🐼

OFFICERS

President - Dan Tipton

reallybigdan@verizon.net

Vice President - George Rutledge

Secretary - Kitty Scharl 765-3189

crowridge@nycap.rr.com

Treasurer - Austin Spang 393-2859

spang@nycap.rr.com

Past President - Roger Holmes

roger.holmes@dewalt.com

Historian - Wayne Diston 674-4171

wdistin@nycap.rr.com

Executive Secretary - Charlie Goddard

370-0388 Cgodd@aol.com



CHAIRPERSONS

Mid-Hudson Chapter

Bob Boisvert, President - 845-298-0454

greenwd1@verizon.net

Sacandaga Chapter

Co-Chairpersons

Clyde Cheney - 661-5138

Ray Laubenstein - 863-6071

RLAUB@Roadrunner.com

Education

Herm Finkbeiner - 371-9145

hfinkbei@nycap.rr.com

Youth Programs

Wayne Diston - 674-4171

wdistin@nycap.rr.com

Fiske Fund

Tom Osborne

TTomosborne@aol.com

Hospitality

Lew Hill

ssrhill@aol.com

Library

Darrel Welch - 477-8431

ydwelch@fairpoint.net

Membership

Joseph Bucci - 489-3719

josephbucci@nycap.rr.com

Programs

George Rutledge

Publications

Wally Carpenter - 434-1776

c.j.carpenter@earthlink.net

Publicity

Tony Barrera - 783-9133,

tntb1143@juno.com

Showcase Chair

Ken Evans - 753-7759

kevans1@nycap.rr.com



UNLESS OTHERWISE NOTED, PHONE
NUMBERS ARE IN AREA CODE 518

Showcase – Early Warning Notice!

By Ken Evans

Well, the summer is about gone and it was a hot one — and a humid one — a triple H summer — HOT — HAZY — HUMID!

Fall is a good time of the year. It's time to start thinking about the indoor activities of the coming cool weather. Then there is the coming COLD weather here in upstate New York.

Anyway, after all this coming weather, there is SPRING and SPRING brings SHOWCASE. March 31 and April 1 is Showcase weekend. I mention this fact at this time for many reasons:

As Showcase General Chairman it is my job to mention Showcase to everyone — members of NWA and non members alike.

Fall and winter are good times to begin thinking about and working on those Showcase entries which make our show so unique among woodworking shows. We had over 600 entries to be displayed last year. It was wonderful! Everybody loved it and we filled up the new room at the City Center.

This is our 21st year of woodworkers Showcase — the third DECADE. We can all be proud of this. We are growing each year and this growth is unusual for woodworking shows in this day and age. This is good!

We are going to be advertised by 9 half page advertisements in National Woodworking Magazines this year. Woodworkers know our show and NWA from the coasts of Maine, to the sands of Arizona, to the swamps of Florida, to the forests of the great northwest. We are on the map.

Totally Turning which is now joined to Showcase has brought our show international attention. We have had presenters from Australia, France, Canada, New Zealand, and elsewhere. This symbiotic relationship between Woodworkers Showcase and Totally Turning has been most beneficial to both events. Totally Turning had the highest attendance ever last year. Both shows were financially successful.

So I remind you to tell everyone about Showcase and Totally Turning, get going on your entry for the next show, be ready to volunteer to help with the show, and for goodness sake, mark your calendar now so you have the weekend saved — March 31 and April 1. See you in Saratoga!

NWA Members Exhibit at The Made in New York Show

By George Rutledge

Every year the Cooperstown Art Association presents a fine craft invitational show. The theme of this year's show is "The Art of Wood" and it marks the 20th anniversary of the event. 10 out of the 28 participating craftspeople are current members of the NWA. The show opened with a reception from 5-7PM on August 26th and runs until September 23rd. The CAA Galleries are located at 22 Main St., Cooperstown. Special Gallery Hours for Labor Day Weekend are Daily 10-5pm. Regular Gallery Hours: Open daily 11-4, Sunday 1-4. Closed Tuesdays after Labor Day. For more information please call (607) 547-9777 or visit their website at www.cooperstownart.com.

Cooperstown is located at the southern end of Otsego Lake and makes for a pleasant 90 minute drive from Albany. Consider making the journey to support fine woodworking and your fellow NWA members. You'll be glad you did! The following craftspeople are exhibiting with those underlined being NWA members.

Mike Bernhard, Bill Bush, Russell K. Ebner, Tracy Fiegl, Geoffrey Foster, John Franklin, Bruno Graziano, Paul Greer, Harold Hahn, Benjamin T. Hobbs, Jeremy Holmes, Anthony P. Ingraham, Charles B. Jones, Harold Kaltenbach, Michael Kratky, Julia Chin Lee, William MacTiernan, Eric Marczak, John Miller, David Mobley, Mike Preckel, Lynda Proper, George Rutledge, Steve Shauger, Anthony Sullivan, Bill & Barbara Walsh, Nathan Waterfield.



Editorial

By Wally Carpenter, editor

With the passing of summer I spent some time reflecting on how far I've come as a woodworker and beginning to understand just how far I still have to go before I could call myself a craftsman.

When I arrived in Albany a little more than 7 years ago, I had the basic household woodworking skills expected of a man my age. I could make book cabinets that were reasonably square and held together with the aid of finishing nails and shear will. I had actually purchased a contractor's table saw and 6" jointer 2 years previously and they were still in the original boxes when arriving to Albany.

In short, the desire was there but the skills were lacking. One day, I happened upon a place called Woodcraft which had just opened and met some fine people who shared in a desire to produce fine furniture. This lead to taking a couple of courses at Woodcraft on making a Shaker end table, and learning the art and mysteries of sharpening chisels. It was Bill Westlake who opened this door for me and made me aware of many things I could do with a piece of wood. Sadly, his store closed and the charming folks he employed went on to do other things. More sadly, Bill passed away this summer but in his passing, he opened doors to the possibilities of woodworking for many of us. I thank him for that.

The other thing Bill did was to introduce my wife (Celia) and me to the Northeastern Woodworkers Association (NWA) by way of the Adirondack Woodworkers Association (AWA). This was the beginning of a wonderful relationship with folks like Ken, Louie, George, and so many other turners which have enhanced our lives. Clark Pell taught a class on Marquetry through the Woodcraft Store which opened even more venues of creativity in woodworking.

I can honestly say that it's quite possible I may have never connected with NWA had it not been for Bill Westlake's Woodcraft Store. And what a loss this would have been for me. In the past several years as a member of NWA, I have been taught, trained, tutored, and mentored by some of the finest people (who happen to be woodworkers) on the planet today. We are like a village of woodworkers who come together to share what we have learned in our time apart and do this for the sheer joy of teaching others what we know. Skills and knowledge not passed on are lost. We do this freely and willingly. Yes, there are class fees but this is done as a way of ensuring the infrastructure of the NWA can continue long beyond our lives. This is an amazing organization and one in which we can all spend our lives learning from and teaching to others what we have learned.

Annual Lumber and Tool Auction September 17, 2011

The annual auction will be held, Saturday, September 17 in the big Shaker barn. (Use September Meeting Map as reference to Big Shaker Barn location). This is the primary funding source for the Fiske Scholarship Fund.

There is quite a bit of lumber stored in the barn, including cherry, walnut, red oak, red elm, butternut, ash and maple. Hopefully additional species will be collected as well.

Quite a few tools have been collected too. The prime item so far is a Delta Unisaw in beautiful condition.

If you have tools or lumber that you would like to donate please contact

Warren Stoker - 518-439-6089, wstoker38@gmail.com

Dick Flanders - 518-393-5215, rflander@nycap.rr.com or

Charlie Goddard - 518-370-0388, cgodd@aol.com

Items may be donated or they can be sold on a cost sharing basis. Either way the portion that goes to NWA is fully tax deductible. Don't forget to put the auction on your calendar. 🐿

WOODWORKERS NEWS is published by the Northeastern Woodworkers Association for its members. The Association's aim is to provide a common meeting ground for lovers of woodworking who want to know more about wood and the techniques for forming it. The newsletter is published monthly. It is assembled in QuarkXPress 5.0 on an iMac G5, duplicated by Shipmates, and mailed to more than 1,000 addresses.



Your next issue of
Woodworkers News
will be published
in early October
Copy deadline: September 15
Wally Carpenter, Editor
(518) 434-1776
c.j.carpenter@earthlink.net
Elizabeth Keays Graphic Artist
Designer



WEBSITE(S)
www.woodworker.org
www.nwawoodworkingshow.org



NWA maintains two websites,
the first noted here
operates continuously.
We also offer selected
links to other sites of interest
to our membership.
Webmaster - Kurt Hertzog
kurt@kurthertzog.com

The second site operates from
January 1 to May 30
and carries specific
information about SHOWCASE.



**NORTHEASTERN
WOODWORKERS ASSOCIATION**
P.O. BOX 246
Rexford, New York 12148

CHAPTER NEWS

Mid-Hudson Chapter

By Wally Cook

Demilune Table: Duane Henry provided a presentation about a table with challenging joinery and inlay. Duane attended a Garret Hack class at the Shelburne Arts Center in Vermont. Duane's desire to make a demilune table was inspired by observing the federal style (1790-1837) card tables at Yale University Museum. The demilune class was billed as a 40 hour experience – 20 hours of lecture and 20 hours of work. However, Garrett noted that completing the project as taking him 120 hours.

The demilune is composed of only seven pieces of wood – 3.5 board feet of cherry, Holly, ebony, and crotch maple are also used as inlay. It is an advanced project due to the curved apron joinery and the legs tapered on all four sides. Detailed inlay is involved.


The inlay was composed of string inlay, forty feet in total. A hot iron was used to bend the strips of string holly; they are inlaid with yellow wood glue. The bell flowers included 48 petals which were singed in hot, fine sand to produce shading. The flowers were punched out of thick veneer with a gouge, temporarily mounted on the legs with hide glue, outlined with an Xacto knife and excavated with a Dremel Tool and chisel. (A wet rag and soldering iron at 140 degrees can debond the hide glue if necessary). Hide glue has the benefit of filling in the gaps



Duane's completed demilune table



Laboring at Shelburne



Detail of the strip inlay being prepared for the table

if inlay isn't perfect. Separately, an inlay fan design was made and inserted as one piece.

Construction was accomplished with hand tools only. The apron is curved, so all of the tenons were also curved. Curvature of the apron is accomplished by gluing five pieces of one eighth inch thick cherry clamped over thick cauls. The result is a solid piece with no spring-back.

Finish of the demilune consisted of two coats of shellac for sealer and 9 coats of poly. The finish was rubbed out with a random orbital sander using Abralon disks and a mix of 50 % mineral oil and 50 % mineral spirits as a lubricant.



Fred Saar working with students at Kingston high School

Outreach: The chapter has been active in initiating projects with local organizations. Joe Benkert, Joe Kelly, Fred DuBois, Fred Saar, and Ron Wolfeld worked with Jane Franklin's class at Kingston High School to build birdhouses with the students as part of an environmental project. Another crew has been involved in reconstructing a 19th century wood lathe for the Hurley Heritage Museum. Chuck Walker, David Bird, and Ron Roberts took the partially rebuilt lathe to the historic Matthewis Person House museum in Kingston for display. The lathe features a two speed drive, run off a 100 pound flywheel. The lathe propulsion is maintained by a foot powered treadle. The chapter was well represented at the 31st annual Hurley Corn Festival in August. Woodworking demonstrations and a "Make Your Own Pen" station were well received. Thanks to all for helping!

Chapter Picnic: The annual Mid-Hudson picnic will be held at the Opdahl residence on September 10 from noon to 4PM. Joe Benkert has prepared homemade sausage and Chuck Walker has offered to set up the famous tape measure track, so bring your fastest tape measure! Also bring a dish to share, seats to repose on, and items for the raffle table. If you need directions, please call Wally Cook at 845-338-2193.

CHAPTER NEWS

Sacandaga Chapter

By Gary Spencer

After our summer hiatus our September Sacandaga Chapter kick off meeting will be different and exciting. We will have a new time (for this meeting only) and a new location, which should be a permanent change.

We will start this new season with a cookout arranged by Ray Laubenstein, featuring Hot Dogs, Hamburgers, and some good salads. We will meet at Tom Ruliffson's Shop. We will meet at 6:00 PM and will follow good food with a good kick-off program.

We want to start off our meeting with Show and Tell please bring us something you are working on or have made to show. Following Show and Tell we will have a presentation on "Making Guitars from Cigar Boxes by Jimmy Ruliffson (He is Tom's son) Should be a fun meeting. The address is 55, 2nd Avenue, Mayfield, NY. If you are at Stewarts on RT.30 in Mayfield, go two blocks toward Gloversville and turn left on 2nd Ave. Go one block and turn right in first road and you are at the shop.

Our regular monthly meetings are the second Wednesday of each month and begin at 7:00 P.M. at 55 2nd Avenue Mayfield, NY. Our next regular meeting will be September, 14, 2011. Come on out! Remember we have door prizes and refreshments are served. For Directions or information contact: Ray Laubenstein - 863-6071, Clyde Cheney - 661-5138 or Gary Spencer - 863-6433.

KWA News

By Wally Cook

Briefs: The Kaatskill Woodturners met thought the summer months with three interesting presentations. Many thanks to George Guadiane, Joe Larese, and Steve Sherman for their insights:

Getting the most out of our wood selections: George Guadiane shared his experience in selecting and obtaining wood, as well as orienting the wood blank to show off its most positive features. An accomplished turner, George brought a number of wood blanks and completed pieces to demonstrate characteristics of desirable wood that might not be intuitive. George procures a fair bit of wood that has been harvested, but discarded by others. In addition, as an antique dealer, George showed how turned pieces may be enhanced by the inclusion of jewelry, such as cameos.



George discussing the decision process for choosing particular wood blanks




One of George's hollow forms

How to turn better finials: Joe Larese took the group step by step through the production of delicate finials. Joe is a master of the skew, but also demonstrated the use of detail gouge as well in finial turning. Starting from the finial tip, he worked his way backward to the headstock to complete a finial. The main lesson is that the thinnest sections must be finished first to avoid twisting fracture of the slender spindle.



Joe turning a cherry finial



A selection of Joe's finials

Woodturning problems: Steve Sherman led a discussion of KWA members about common turning errors and how to avoid them. The group brought in pieces destined for the fireplace and analysis of the problems encountered while turning. Safety was a primary theme in responding to the cautionary tales. Steve encouraged everyone to come up with a list of tips and tricks that can be shared with the chapter.



Steve showing a delicate commemorative ornament – a collaboration employing scrolling, turning, and carving

The 2011 NWA Family Picnic

By George Rutledge

The Family Picnic was held on Saturday July 23 this year at the Jonesville Fire Station. A hot time was had by all and I do mean hot! As you may recall we were in the middle of a wave of high heat and humidity at the time with a chance of showers and thunderstorms.

Those of you who therefore chose to stay home under a dry roof in air conditioned comfort may be excused but you did miss a fine event. Although the mercury reached the mid ninety's there was a breeze blowing through the shade trees and it was really quite comfortable.

Dick Flanders and Charlie Goddard set up and ran the Plane Competition which was won this year by Celia Carpenter. Once again Bart Chabot was on hand demonstrating his prowess at Fly Casting. I'm told he took the legal limit of lawn trout and even had to through a couple of big ones back.

In the pavilion the NWA Wood Carvers set up an impressive display of work as well as demonstrations. Louie Anderson set up a lathe and he and some fellow rounders demonstrated their skills and quite generously handed out examples of their fine work to lucky bystanders.

Chuck Walker set up the elaborate and electronically timed track for the Tape Measure Stakes and thoroughly trounced me to take the trophy for 1st Place. My "Spruce Goose" did however win the People's Choice Award.

All in all this year's picnic combined the usual elements of fine food, fabulous desserts, fierce competitions, fun door prizes and good friends.

In addition to those already mentioned, I would like to thank Bette Andrews for taking care of the door, Dan and Maggie Tipton for setting up our feast, Ann Gannon for helping me pick up the food, Lew Hill our Hospitality Chair and all who helped set up and clean up afterwards. As with all things NWA the picnic was only possible because of their efforts. 🐾



Drilling a Hole Along the Spindle Axis of the Drill Press

By John & Ken Miller

Some of the newer drill presses are equipped with a laser that locates points along the central axis of the spindle. A low tech method of locating this axis entails marking the spindle and table. Ken noticed this idea in John's shop and said, "The woodworkers need it."



First, mark the table where it meets the column (by the tape in the picture). You may use the center line of the table, but it doesn't matter. Put a thin drill or rod in the chuck, and position the table so that the rod is in the center of the hole in the table. Raise the table until the chuck is just below the center of the hole and mark the column. Then lower the table fully and mark the column again. Sometimes the rod may not be exactly straight or the drill press spindle may wobble slightly, so rotate the chuck by hand to establish the center of the small circle scribed by the rod.

Finally draw a straight line between the marks on the column. Raising and lowering the table along the marks will keep the center of the table hole aligned along the axis of the spindle. To drill a hole so that the drill exits a particular point, insert a dowel in the bottom of a hole in the object and insert it into a piece of wood with a mating hole centered in the table or a cup with a depression (shown) which can be used to align symmetrical objects with rounded bases. This will center the object while drilling. Be sure to clamp and secure the object.

If you start the hole properly, the drill may still not come out where you expect because drills tend to follow the softer grain and thin ones flex. Also your work piece may move. These factors may be more important than any accurate alignment with lasers or the present suggestion. You can drill from the opposite end until the holes meet, but their axes will probably not be aligned. You can then ream the hole with increasing larger drills. This tends to work but the drill will still bend as well as follow the axis of the entry hole. The best solution is to drill the hole first, and then shape the piece around the axis of the hole. Your skill drilling a hole will probably outweigh using a laser light to find the center. And besides, when you start a hole the drill is in the center of the spindle anyway. 🐼

CLASSIFIEDS

For Sale

Whole butternut logs for woodworking, carving, sculpting. Air dried one year, bark still on except where indicated. Sizes (approximate) & pricing (or make offer for all):

7.5 ft. L x 12" D - \$100

6 ft. L x 14" D - \$100

6 ft. L x 11" D - \$70

4.25 ft. L x 9" D - \$60

4 ft. L x 5" D - \$30

3.5 ft. L x 9" D - \$50

3 ft. L x 7.5" D - \$35

1 ft. L x 8" D - \$15

1.25 ft. L x 6" D - \$10

1 ft. L x 6" D - \$10 (bark removed)

(2) chunks 1.5 ft. L, 12" D one end, other end is a Y - \$25 each

Contact: Mary Fran Yafchak: myafchak@twcny.rr.com

American Chestnut for sale. Boards of various lengths (mostly short) and widths. Willing to negotiate reasonable price.

Call Dan Bennett 518-744-8128.

Air dried lumber for sale. Walnut, cherry, maple, butternut, birch, spalted maple, quartersawn red oak, etc. Call Tom for details. 413-442-9982 or email Toobsberry@verizon.net

Jet Table Saw: \$925 New, sell \$475

Jet JWTS-10cw Contractor saw, Cast wings, 52" precision fence (#708672) Freud Blade, 240V heavy duty extension cord

Router table: \$850 New, sell \$475

Makita D handle RD1101 2.25HP Router - (1/2 and 1/4" collars) Woodpecker prl lift with MDF insert template and twist lock rings (Fits Makita RD1101, DeWalt 618, Porter Cable PC690 & PC890, and many others)

Rockler Improved Router Table Fence with dust port

Rockler Four-Piece Router Table Accessory Kit. Feather boards..

Z bend collar wrench (needed to install bits in table)

Delta Planer: \$360 New, sell \$175

Delta 22-560 12.5" planer - Used for about 300 board ft of lumber, extra Blades, Dust collector port

Dust collection system: \$250 New, sell \$125

Reliant Dust collector model NN720, 1 HP 115v single phase

Dust collection plate and hoses

Cyclone trash can lid

Lots of other bits and bobs...

Bessey Variable Angle Strap Clamp 33861

48" Sure-Foot Aluminum Bar Clamp

Incra MITER1000SE Miter Gauge Special Edition With Telescoping Fence and Dual Flip Shop Stop \$115

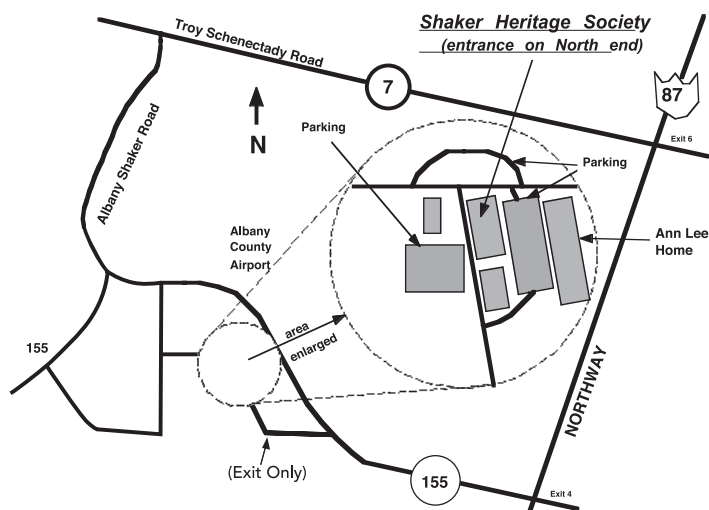
I have manuals and accessories for most of the equipment. BTW, I also have quite a bit of reclaimed oak boards you may be interested in if you are making cabinets

Contact: Doug at Doug@r1150r.net





Northeastern Woodworkers Association
P.O. Box 246
Rexford, New York 12148-0246



September Meeting

Thursday, September 8, 2011, 7:00 pm
Shaker Heritage Society Meeting House
Albany-Shaker Road, Albany

GENERAL MEETINGS AND SPECIAL EVENTS

For meeting cancellation
information,
call Ken Evans 753-7759
or Charlie Goddard 370-0388

NWA Program Schedule 2011-2012

October 13, 7 PM
Robert Teisberg of Ancientwood Ltd.
Shaker Heritage Society Meeting House
NWA facilitator is Ken Evans

November 10, 7:30 PM
The Fiske Lecture with Silas Kopf
Shenendahowa Adult Community Center
NWA facilitator is Herm Finkbeiner

December 12
Family Night
Shenendahowa Adult Community Center

January 12, 7 PM
Sanding with Reps from
Norton Abrasives
Shaker Heritage Society Meeting House
NWA facilitator is Pete Howe.

February 9 TBA

March 8, 7 PM
The Architectural Woodworking Institute
Shaker Heritage Society Meeting House
NWA facilitator is Roger Holmes

April 12, 7 PM
Building and Racing Ice Boats
with Rich Crucet
Shaker Heritage Society Meeting House
NWA facilitator is George Rutledge.

May 10 TBA

SPECIAL INTEREST GROUPS

SPECIAL INTEREST GROUPS (SIGs)

**Next month, this entire section will be updated to reflect
several SIGs having moved to the new Mustang Shop**

Adirondack Woodturners Association - The AWA is active throughout the year. Meetings are every first Wednesday of the month (except in January and July when it is the second Wednesday), and are held at the Curtis Lumber conference room on Route 67, Ballston Spa. Beginners' sessions begin at 6 pm; the main program at 6:30 pm. Wednesday "Learn and Turn" sessions in the NWA shop, 1 Mustang Dr, are scheduled from 6pm-9pm except on AWA member meeting nights. www.adirondackwoodturners.org Contact Ken Evans, 753-7759 or Kevans1@nycap.rr.com

Scroller's Guild - Meets on the third Wednesday of the month at The New Sop on Mustang Drive, Latham. A beginner's session starts at 6:30 PM followed by a general meeting at 7:00 PM. Contact: Jeanne Aldous at AMJAMtat2 or Barbara Nottke at scroller87@aol.com or 869-6268.

Kaatskill Woodturners - Meets the second Wednesday of each month at 7 p.m. at the Opdahl property in Hurley. Contact Matt Clark, (845) 454-9387.

Jim's "Hole in the Woods Gang" - Meets every Saturday and Tuesday, from 9:00 am until noon at NWA Shop at 1 Mustang Dr. Our general purpose is public service work for various charitable organizations, including the Double H Hole in the Woods camp for children and recently the GE Elfuns toy mods group. We strive to foster a learning environment for our members through the projects we work on and the informal training/learning sessions given by and for our members. Sharing fellowship and relating experiences are a major part of our sessions. Contact Pete Howe (518) 885-9331 (phowe1@nycap.rr.com), Ed Buell (518) 384-0413 (KC2NMY-eab@nycap.rr.com) or Dick Flanders (518) 393-5215 (rflander@nycap.rr.com) for more information.

NWA Wood Carvers - Meets Thursdays at 6 p.m. until 9 p.m. every month except the 2nd Thursday of each month at the new NWA shop located at 1 Mustang Dr. Our programs are determined at the previous weekly sessions. Our goals are to promote the art of Wood Carving. We assist with all carving matters. Contact Ray Gannon 664-2229 or LoRayG@Gmail.com

CHAPTERS

NWA Mid-Hudson - The chapter meets at 7:30 p.m. on the third Thursday, except July and August, at the Hurley Reformed Church. The Church is just off the the Hurley exit from Rte. 209. Right at the exit, right at the stop sign and left into the Church parking area. Contact Pete Chast, pchast@francomm.com.

NWA Sacandaga - The chapter meets at 7 p.m. on the second Wednesday of each month at Mayfield High School in the woodworking shop. Park by the section of the building that protrudes further into the parking lot and enter the nearest of the (5) doors. Contact Gary Spencer, 863-6433.