

WOODWORKERS NEWS



Northeastern
Woodworkers
Association

September 2006, Vol. 15, Number 9

Alden Witham - Working with Hand Planes

*Thursday, September 14th, 7 pm.
Shaker Heritage Society Meetinghouse
Albany-Shaker Road, Albany*

- Charlie Goddard

The first meeting of the new year will feature Alden Witham demonstrating how he uses some of his many hand planes. First, Alden will show how to sharpen a plane. Then, starting with a with a rough sawn board, Alden will flatten the board and bring it to a uniform thickness using only hand planes, winding sticks and a marking gauge. He will also demonstrate how to make dadoes and rabbets with hand planes. He will have other planes with him, including some that he has made and one that is used to make window sash.

Alden and his son Steve run Contractors Millwork, where they specialize in making windows. The shop is located in an old train depot in Sharon Springs. Many of the tools that they use are driven by wide belts and were originally powered by water or steam. If you have attended Showcase you have probably seen some of these tools being demonstrated.

Alden and Steve had some interesting visitors in July. Roy Underhill and a filming crew spent four days in Sharon Springs filming the Witham's work and machines for a future episode of Roy's Woodwright Shop on PBS. Alden says it was quite an experience and I'm sure he will tell us about it.

The meeting will start with a short business meeting and announcements, followed by refreshments and a chance to socialize, visit the library or look at items that members have brought in to show, which can be a recent woodworking project, and interesting piece of wood, a tool, etc. 🐿



Lumber and Tools Auction Saturday, September 16th, Shaker Barn, Albany-Shaker Road

- Charlie Goddard

This is shaping up to be a large auction. We have many tools to sell and quite a large pile of lumber. The last newsletter listed many of the tools and much of the lumber. Since then we have picked up some interesting lumber from Joshua's Trees, including some cocobolo, rosewood, yellow-heart, figured maples, bubinga, mahogany, ambrosia maple, zebrawood, wenge, English oak, redwood, lacewood and others. There will also be a pair of brand new Paslode impulse nailers, one for trim and one for framing.

The auction is a great place to buy tools or lumber at reasonable prices. The money raised goes into the Fiske Fund for grants to attend woodworking courses.

Even if you don't buy anything the auction is an entertaining way to spend an afternoon. The doors will open at noon to examine the merchandise and the auction will begin at 1 pm. What you bid is what you pay -- no buyer's premium and no sales tax. 🐿

Totally Turning Symposium October 14-15, 2006

- Ken Evans

The Adirondack Woodturners Association (a SIG of NWA) will sponsor Totally Turning 2006 at the Empire State Plaza Convention Center in Albany, NY on October 14 and 15.

About 300 persons from the Eastern USA and Canada will attend the symposium to attend classes offered by world famous woodturners presenting information on topics of interest to beginners and experts.

The symposium will feature a banquet on Saturday evening, an Instant Gallery of fine woodturning, a vendor's area, a spouses' program, an Instant Gallery Critique, a live auction of the woodturnings of NWA founding member Milan Fiske, and many chances to interact with friendly woodturners.

All particulars can be found on the website, including a registration form, at WWW.totallyturning.com. 🐿

OFFICERS

President - Ken Evans 753-7759

kevans1@nycap.rr.com

Vice President - Pete Howe 885-9331

phowe1@nycap.rr.com

Secretary - Kitty Scharl 765-3189

crowridge@empireone.net

Treasurer - Austin Spang 393-2859

spang@nycap.rr.com

Past President - Pat McCord 439-1232

tmccord@localnet.com

Historian -

Position to be Filled

Executive Secretary - Charlie Goddard

370-0388 Cgodd@aol.com

CHAIRPERSONS

Mid-Hudson Chapter

Joe Mikesh, President 845-383-1338

Sacandaga Chapter

Co-Presidents

Mike Kratky 863-2821

inspectr@frontiernet.net

Joe Artikuski 883-4036

bandbequip@frontiernet.net

Education

Herm Finkbeiner 371-9145

hfinkbei@nycap.rr.com

Adult Programs

Position To Be Filled

Youth Programs

William Van Brunt 767-3060

wvanbrun@nycap.rr.com

Fiske Fund

Joe Kennedy (845) 473-1598

JKenn2333@aol.com

Hospitality

Al and Emily Stahl 587-2420

astahl@nycap.rr.com

Library

Wilhelmina Evans 753-7759

wiltw0@nycap.rr.com

Membership

Pam Cook 392-5638

butternuthill@taconic.net

Programs

Ken Evans 753-7759

kevans1@nycap.rr.com

Publications

Position to be Filled

SHOWCASE

Larry Zinn 583-1227

lrzn@aol.com

Tool Crib

Position To Be Filled

Videographers

Dave Ellison 872-0980

ellisd@rpi.edu

Hans Kappel 861-8753

bluespruce@juno.com

Pat Pugsley 634-7144

ideas@mhonline.net

Bob Conahan 355-9032

conahanbob@hotmail.com

Kirk Hardenburg

725-1997

UNLESS OTHERWISE NOTED, PHONE
NUMBERS ARE IN AREA CODE 518

From the President

- Ken Evans

Woodworking Club Summit Recently Held at Curtis Lumber

Earlier this year George Harvey, President of the Rochester Woodworkers Society, contacted NWA and other woodworking clubs in the New England area and proposed a meeting of club representatives for the purpose of discussing areas of mutual interest. The objective was to generally exchange information on how each club operates and to potentially share programs. NWA offered to host the event, and on Saturday, July 15, members of NWA, its Chapters and its SIG met with representatives of woodworking groups from Long Island, Rochester and two organizations from Syracuse.

Information about the operation of each group was exchanged, with many questions asked and answered. Lots of ideas were discussed and there was general agreement that there would be benefit in forming a communication network between the various groups to share information, exchange programs and to keep all the organizations informed of each group's activities.

The proposal was also made that this meeting should become a yearly event with a greater number of group representatives in attendance. 🐾

Donated Milan Fiske Turnings to be Auctioned at Totally Turning Symposium

- Herm Finkbeiner

The late Milan Fiske, a founding member of the Northeastern Woodworkers Association, had many interests in woodworking including woodturning. The Fiske family has donated about 25 of his woodturnings that will be auctioned at the banquet that is part of the Totally Turning Symposium sponsored by the Adirondack Woodturners Association (a SIG of NWA).

The proceeds of the auction will benefit the Fiske Fund, the NWA program that provides funds for woodworkers to learn more about the art and craft of woodworking.


The Symposium will be held on Saturday and Sunday October 14 and 15, 2006. The Banquet Buffet will take place on Saturday evening October 14 at the Empire State Plaza Convention Center in Albany, New York. Milan's turned pieces will be part of a live auction beginning at 7:45 pm.

The banquet will begin at 6:00 pm with a cash bar beginning at 5:00 pm.

All NWA members are invited to register for the Symposium, but should you wish to attend only the banquet buffet and the auction, this is just fine. Tickets for the banquet are \$35.00 each and should be obtained prior to the event. The Banquet Buffet menu includes a choice of beef, chicken, or salmon.

Contact Bud Escher, Symposium Chair at (518) 885-5685 or Ken Evans at (518) 753-7759 to arrange for tickets to the banquet and auction.

All major credit cards accepted.



What A Day!

- Ken Evens

The NWA Picnic for 2006 is in the history books and in the Sports Records Books, and what a picnic it was. We had the highest attendance ever at an NWA Picnic. This attendance record may have been due to the great food served by member John MacDonald whose Southern Barbeque was enjoyed by all. Or maybe it was due to the tag sale where some very nice bargains could be found on new and vintage woodworking tools. Then again maybe it was due to the demonstrations of sawmilling or flycasting or woodturning or scrollsawing or carving that brought the crowd. Some said it was the terrific banjo and fiddle music that fill the air of the day. Many attributed the attendance to the great deserts brought by the members and their families. Well, maybe.

Some believed the crowd came to see the tape measure races both wheeled and unwheeled. There was standing room only along the track as the races progressed. Word of the races had spread to the community and the event was covered by Gazette reporters who provided a very nice article on NWA for the Sunday paper.

Both tape measure events were won by Steve Shoenberg, a flatboarder and a regular at Jim Kennedy's Shop on Saturday morning. Although suffering a severe crash, some fellow by the name of Ken Evans won second place in the wheeled division. This placement is under appeal as it seems there was a pothole in the racetrack. Racetrack designer Herm Finkbeiner was quoted as saying the rounders got just what they deserved... second place.

Thanks to Herm for a fine racetrack and to Chuck Walker for all his work on the electronic timing.

Finally, it is my opinion that the reason for the high attendance at this year's picnic was the enjoyable company of NWA members and their families and friends. Thanks to all who helped make this NWA picnic the wonderful success it surely was.



What's Happening in NWA

NWA now has two connected ways of learning about what is coming up:

<http://woodworkerorg.blogspot.com/> provides details on our scheduled programs

<http://freecal.brownbearsw.com/NWA?Op=ShowIt> is a calendar that shows NWA activities and connects directly to a description.

WOODWORKERS NEWS is published by the Northeastern Woodworkers Association for its members. The Association's aim is to provide a common meeting ground for lovers of woodworking who want to know more about wood and the techniques for forming it. The newsletter is published monthly. It is assembled in QuarkXPress 5.0 on an iMac G5, duplicated by Shipmates, and mailed to more than 1,000 addresses.



Your next issue of
Woodworkers News
will be published
in early October

Copy deadline: September 15
Clark E. Pell, Editor 731-2475
cepell@MSN.com
Elizabeth Keays Graphic Artist
Designer



WEBSITE(S)

www.woodworker.org
www.nwawoodworkingshow.org

Blog Site:

<http://woodworkerorg.blogspot.com/>

Website Editor
Position to be Filled

NWA maintains two websites, the first noted here operates continuously. We also offer selected links to other sites of interest to our membership.
Webmaster - Justin Rohrer
rohrej@woodworker.org

The second site operates from January 1 to May 30 and carries specific information about SHOWCASE.



**NORTHEASTERN
WOODWORKERS ASSOCIATION**
P.O. BOX 246
Rexford, New York 12148

Wood of the Month

- Ron DeWitt © 2004

GINKGO (*Ginkgo biloba*) L. Neither Hardwood nor Softwood Ginkgoaceae - Ginkgo Family

The ginkgo (*Ginkgo biloba*) is a strange and unusual tree with no close relatives. After various changes in classification taxonomists have placed it as a single species in its own genus, family, order, class and division, a unique and singular honor among trees. The name ginkgo is from an ancient Chinese word for the tree...the species name is derived from "bi-lobed" or two-lobed leaves.

Ancestors of present day *gymnosperms*, plants with true "naked" seeds, began developing as ferns, in the Carboniferous Period 345 million years ago. From that time fossil records trace the origin of the ginkgo tree to the Triassic Period, 100 million years later, with the first appearance of "modern plant types" (along with early dinosaurs and the first primitive mammals). The ginkgo remains little changed from those early specimens and is considered the oldest of all living trees.

The ginkgo, sometimes misspelled as gingko, often called maidenhair tree, silver apricot or duck foot tree, was native to China. Only several (and unconfirmed) native stands may survive. This tree was probably saved from natural extinction because it was venerated in ancient China and cultivated in sacred temple groves. Reverence for the ginkgo comes from the belief that Buddha received enlightenment while sitting under a ginkgo.

Fossil records also indicate that the ginkgo probably spread over most of the northern hemisphere. Fossil specimens are found in Europe and in Ginkgo Petrified Forest State Park, Washington State, U.S. Those original tree stands are thought to have been destroyed during the ice ages. Ginkgos were re-introduced into Europe in 1722, England and North America in 1762, all from China.

Today ginkgo does well in most temperate and sub-tropical areas of the world. It's a hardy, durable tree thriving in poor, compacted soils, clay, acidic or alkaline, very dry to occasionally wet but well-drained habitat in partial to full sun. It is very drought, fire, insect and disease resistant, tolerant of urban soils and heavy air pollution. It is more forgiving of cold than heat, comfortably wintering through temperatures of -25 degrees F. (-32 C.). Several ginkgos located about 800 yards (.75 km) from the blast center survived the radiation in Hiroshima, Japan in 1945. Although tops and stems were destroyed the roots survived to re-sprout new trees which are still living and have become one of the "Wonders of Hiroshima."

The ginkgo tree tends toward relic in appearance. They are medium-large, 60' to 100' (18 m to 31 m) with stem diameters to 7 feet (2.2 m). Open branching becomes irregular and massive as the tree matures. Early growth is slow as it puts down deep roots. Once established, trees grow more rapidly,

changing in form after 100 years or so from conical and larch-like in appearance to having a bulky rounded crown. Older trees tend to lose the central leader then develop multiple stems. Very old trees also produce strange, peg-like downward protuberances on undersides of low branches, which may grow into the ground to become roots.

Ancient trees in China, Korea and Japan are reported to be a thousand years of age. In China several are 2000 and at least one is recorded as being more than 3500 years old. Outside the Far East big ginkgos are not more than 280 years of age, but ginkgos are now growing in many areas of the World. Many cities, parks and arboreta have these strange trees. In the U.S. they can be found someplace in each of the 48 contiguous States. The largest ones may be in Hyde Park, NY and Longwood Gardens, PA. Locally a very large tree can be found in Jackson Garden on the Union College campus in Schenectady, NY. Big male and female ginkgos can be visited in Washington Park, Albany, NY. Younger trees line some of the streets of Saratoga and Glens Falls.

Ginkgo has both long and short stout branchlets, the shorter at right angles to the longer ones. Branchlets are green and shiny smooth when young, darkening to pale gray after a few years. Buds alternate, appearing as small stubby stacks of gray bark wafers. Leaves appear singly from the buds on older branches but in clusters of 5 to 7 on new branchlets.


The pre-historic appearance of ginkgo leaves, unlike any other, is a distinguishing feature of the tree. Leaves appear to be miniature versions of those of the maidenhair fern, thus the source of that common name. Leaf blades are fan shaped, 2" to 3.5" (5 to 9 cm) long and may be 4" (10 cm) wide, usually with a prominent center notch...the source of the "bi-lobed" species name. Lobes tend to vary substantially from tree to tree as well as within the same tree.

Leaves are lush-thick, leathery and pliant with a waxy coating on both surfaces, satiny light green on top, slightly paler underneath. Leaves are supported on long leafstalks which are lacking a prominent central vein. Two parallel veins enter the leaf at the stalk's attachment point then repeatedly divide in twos as they extend to the wavy margin, giving the leaf a neat look of closely-spaced radiating ribs. Leaves become brilliant yellow in autumn before dropping.

The unique shape of the leaves, traditionally a symbol identified with longevity, have made them icons in art and fashion in the Far East for centuries.

Tree bark is gray-brown with shallow fissures and corky ridges. Over time the fissures widen with cross-ridging. Color becomes dull gray and fluting with unusual ridges may develop. The bark contains an abundance of small calcium oxalate crystals. Both bark and leaves secrete sap which may be a factor in its fire resistance.

Ginkgo is dioecious, possessing female and male sexual components on separate trees and a most primeval reproduction mechanism, similar only to the cycads in today's plant world. It's about 25 years before the sex of a tree can be determined. The female tree then produces unusual small 0.5" to 1" (1.25 to 2.5 cm), attractive plum-like seeds with a soft fruit-like outer layer. The oily seed coat contains low levels of urushiol which may cause a serious skin rash. This coating also has a strong, very unpleasant odor like rancid butter, to



Continued on Page 7

CHAPTER NEWS

NWA Mid Hudson

- Wally Cook

August is vacation month...no meetings, but plenty of activities! The Mid-Hudson Chapter has been active in sharing a love of woodworking at several events this month.

Our Special Interest Group, the Catskill Mountain Carvers, have a long tradition with the Ulster County Fair. This year's booth featured a variety of carving techniques... caricatures, chip and relief carving, as well as tableaus and power carving. The inset picture shows Bob Graney's basswood relief carving.

A new event was the NWA booth at the 26th annual Hurley Corn Festival. Held in the historic section of Old Hurley, the festival features signature corn chowder and sweet corn and craft demonstrations. The Mid-Hudson gang, organized by Joe Kennedy, demonstrated woodturning, scroll saw projects, and hand-cut dovetails. Over 1200 people attended the Corn Festival and almost all stopped by to view the woodworking demonstrations. NYS Senator John Bonacic stopped by to visit with the group and was given a turned pen and bottle-stopper by Bill Reynolds.

The last event for August is the Dutchess County Fair, the second largest in the state. Joe Mikesh has organized our continued participation at this event which attracts hundreds of vendors and many thousands of visitors over a one week period.

All these events depend on the volunteer efforts of our members. Thanks to all the NWA members who donated their time to prepare for the events and to staff the exhibits!



Bob Graney's relief carving at the UC Fair



NYS Senator John J. Bonacic with Joe Benkert, George Norton, Bill Reynolds and Carl Ford III



Ralph Zimmerman and Bill Reynolds discuss woodturning, while Dick Dillon is busy with the scroll saw

Sacandaga Chapter News

- Gary Spencer

The Sacandaga Chapter of the Northeastern Woodworkers has been on summer haitis. Our last meeting on June 14 featured our outgoing Chapter president Mike Kratky who demonstrated turning logs into lumber with his band saw mill. It was a fine program that produced much lumber for our members. Also at this meeting the chapter had a cookout to celebrate the beginning of summer. The fixings for the cookout were provided by Joe Artikuski of Gloversville. Everyone had a great time!

Our new season begins on September 13th with a program that will feature Tom Rullifson of Mayfield. His topic will be "Antique Axes and Hachets used in Early Carpentry". Should be Interesting!

New Officers of the Chapter include:

Co-Presidents – Fritz Henze and Rod Nielson
Co-Secretarys (including Newsletter) – Joe Artikuski and Dick Edel
Treasurer, NWA Rep. – Mike Kratky
NWA Liason – Gary Spencer

The Sacandaga Chapter meetings are open to all, and light refreshments are served. Remember we have door prizes at every meeting but you do have to be present to win! Our regular monthly meetings are the second Wednesday of each month and begin at 7:00 pm at Mayfield High School woodshop. Come on out!

For additional information or directions contact:
Fritz Henze, 863-8537 • Rod Nielson, 863-8794 • Gary Spencer, 863-6433

Woodworking Classes

- *Herm Finkbeiner*

For current information on NWA woodworking classes check:
<http://woodworkerorg.blogspot.com/>

Since December there have been 12 different woodworking workshops offered by NWA, and 67 different members have been "students", with many participating in more than one class.

A new schedule for 2006-2007 is being prepared. The first of the workshops are described below. Most members of NWA have the desire to learn more about the art and craft of woodworking. These workshops are a way of doing just that.

Make Wooden Toys: Warren Stoker will teach both a beginning and advanced toy making class:

Toy Making (Beginning) Three Saturday sessions, Sept. 23, 30 and Oct. 7. 10:00 am - 3:00 pm. This class will be a repeat of the class held earlier this year and starts with the assumption that class members have not made a wooden toy.

Toy Making (Advanced) Three Tuesday sessions, Oct. 10, 17 and 24. 6:00 pm - 10:00 pm or from 10:00 am - 3:00 pm depending on the desire of the class members. This class assumes that the members have had some experience with toy making and are interested in learning the methods of making more elaborate toys.

These classes are three sessions of 4-5 hours each. The cost is \$50 for either the beginning or the advanced class. Both series will be at the Stillwater shop. To sign up call Gerry O'Brien (518) 459-9266 or send him an e-mail at go12211@yahoo.com.

Build a Classic Workbench: Herm Finkbeiner will start a bench building class on Wednesday, October 11. As in the past the students will not be cutting wood during the class meetings but will spend the time learning what needs to be done, methods of doing the operations and reviewing the previous sessions. Each class member will build a bench in his/her own shop and at the member's own pace. The class will meet on Wednesdays with the time of day to be determined by the class members. There is a \$50 charge for the class. To sign up call Herm at 518-371-9145 or send an e-mail to hinkbeiner@nycap.rr.com.



Turn a Carver's Mallet: Beginning turners can get a good start with Jack Teffenhart's class. Students will make a carver's mallet from a durable hardwood such as maple or apple. The class will be held at the Stillwater shop on Wednesday, September 20 from 6:00-9:00 pm. The cost is \$20 plus \$10 for materials unless you bring your own. To sign up call Herm Finkbeiner at 518-371-9145 or send an e-mail to hinkbeiner@nycap.rr.com.



Make a Gavel: Another beginning wood turning class will be taught on Thursday, September 28 from 10:00 am - 3:00 pm. This class is a bit more advanced than the Carver's Mallet since it involves making two pieces, the gavel head and the handle and then fitting them together. The cost is \$20 plus \$5 for materials unless you bring your own. To sign up call Herm Finkbeiner at 518-371-9145 or send an e-mail to hinkbeiner@nycap.rr.com.

Hand Planes: Sharpening Irons and Tuning a Plane: Tom Osborne and Bill Van Brunt will take you through the process of getting really sharp plane irons and then adjusting a plane so that the shavings sing as they come off the wood. A hand plane is one of the most useful tools in the shop and until you have used a truly sharp and tuned plane you won't be able to understand why. The cost of the class is \$20. It will be held on Sept. 9 at Jim Kennedy's shop in Half Moon starting at 1:00 pm. This class is a prerequisite for a class that Bill will be teaching later this fall on making a Shaker table with hand tools. To sign up call Herm Finkbeiner at 518-371-9145 or send an e-mail to hinkbeiner@nycap.rr.com 🐾

Scrollers Learn How to Burn

- *Donna Phillips*

At the regular July meeting, the Capital District NWA scrollers got a lesson in pyrography from member Alyssa Hogan. Some of you may recognize the good old-fashioned name of woodburning. The skill is useful to scrollers who may need or want to add decorative detail to a piece.

Before adopting pyrography and then scrolling as pastimes, Alyssa was a tattoo artist. She describes a spiritual moment where she felt called to make the change. "I gave my life to the Lord, and He said, 'no more tattooing.'" Pyrography proved a natural transition. "Woodburning is a lot like tattooing," Alyssa explained, "only you're not scarring a person."

Her presentation began with an overview of safety. While it's always important to keep a shop work area clean, it is particularly so with woodburning. Nasty burns and unexpected fires can happen quickly if the pens aren't tended carefully. To keep smoke down, use an exhaust fan with a carbon filter. A respirator is vital with some types of wood or for those who have breathing problems.

Alyssa prefers softer, lighter woods in her work. The scroller's standby, Baltic birch, is one favorite. Pine and cedar also work well. Since there's no going back once a piece is burned, it's crucial to sand the wood carefully beforehand. Only after the wood is carefully prepped does Alyssa transfer her pattern. She uses graphite paper and a stylus, tracing just enough lines to allow her to work the design.

Alyssa shared plenty of information about the woodburner's toolkit. Her outfit consists of a unit to control the heat level and two types of pens, solid core brass tip and wire tip. Brass tips tend to be sturdier, slower to heat, and chunkier in feel. Alyssa explained that she uses these when she wants to achieve a more three-dimensional effect. They dig into the wood more easily without damage to the tip itself. Wire tips are sleeker, quicker to heat, and come in a dizzying variety of styles and dimensions. When

Continued on Page 7

Wood of the month...

Continued from Page 4

be endured while collecting the highly-treasured silver-white seeds. Those seeds eaten raw may cause food poisoning, but cooked become a delicacy in Chinese foods.

So popular is seed gathering in some areas that natural propagation is jeopardized and trees are protected. The ginkgo appears on several worldwide lists of threatened and endangered species.

Wood of the ginkgo is also unusual. Its anatomy is most like the conifers or softwoods, without resin canals. Fine, uniformly distributed tracheids, not visible to the naked eye, are slightly rounded, leaving intercellular spaces. The wood is also lightly scattered throughout with small calcium oxalate crystals. Wood has a specific gravity of about 0.36, weighing 25 lbs./cu. ft. at 12% M.C., similar to eastern white pine (*Pinus strobus*).

The wood is pale yellow-white, darkening to light tan on exposure. It is light-weight, brittle, soft, weak, finely-textured and only lightly figured. Growth rings are just visible and there is no discernable boundary between heartwood and sapwood in lumber from a 12" (30.5 cm) stem. The wood has no taste or odor.

Ginkgo works easily with hand or power tools. Edges are crisp and surfaces smooth with a light satin sheen. Sharp tools eliminate a slight tendency toward a little fuzz. Sanding quickly produced fine surfaces. It takes fasteners well, glues easily and accepts all finishes. It turns cleanly and is a delight to carve. It is said to feel and work most like sugar pine (*Pinus lambertiana*) but it also seems to be a lot like aspen (*Populus tremuloides*).

Although no reports of toxicity were found for ginkgo, the wood is dusty to work. The usual dust precautions are advised.

Ginkgo is not used much in the U.S. In China, Korea and Japan the wood is used extensively for construction and carved panels in shrines and temples. Much is used for figure carvings, utensils, chess boards and men, beverage brew tubs, cutting boards, lacquerware and abacus beads. Some goes for fuel wood. Female ginkgo timber is used for specialty sheet paper pulp.

Ginkgo, popular for bonsai, is also used widely as an ornamental and landscape tree, planted for its novelty and long history. Numerous cultivars have been developed, mostly to obtain desirable shapes and almost always are male trees to avoid the stinking seeds.

The ginkgo's long history of spiritual importance may be equaled by the use of its leaves for medicinal properties. In Asia it has been used for millennia as a cure-all: for asthma, circulation, skin, heart, liver, vision and hearing problems, diarrhea, gonorrhea, toothache, loss of libido and as a cure for hangover. Leaf extracts do contain complex chemical compounds; not all have yet been separated and many are not understood. Results are often conflicting but it is generally agreed that use of leaf extracts may delay memory loss, improve blood flow, block blood clotting and protect against oxidative cell damage. It is also agreed that it is dangerous to use leaf extracts when taking other medications. Ginkgo biloba is being routinely prescribed by doctors in much of Europe and many people throughout the world are taking it as a supplement. An indication of the interest in ginkgo leaf extract may be noted by the size of a ginkgo tree nursery in Sumter, SC where 10 million small trees provide leaves for processing.

Ginkgo lumber is not commercially important in the U.S. so it's not usually available except on an odd lot basis. Logs may be located through tree services who usually dispose of it. As firewood it's not much good. If located expect to pay a softwood price.

Wood Definition

- Ron DeWitt

Xylem - The wood portion of the tree stem, branches and roots. It is the material between the pith and the cambium and is the principal strengthening and water conducting tissue of the tree.

Wood Questions

Q. Can a tree's species be identified from its petrified wood?



A. Yes. Sometimes with the naked eye, more often with a hand lens or microscope, the tree's anatomical features can be seen clearly enough in petrified wood to identify the species.

Scrollers...

Continued from Page 6

used properly, they "float" along the surface, creating fine, even lines or dozens of textures, depending upon the tip and how the user applies it. Both types of tips require frequent cleaning. Before use, Alyssa rough cleans the tips with a buffing wheel, similar to what one would use for carving tools. During use, the brass tips can be touched up with a gentle rubbing on very fine sandpaper and the wire tips with a copper pot scrubber.



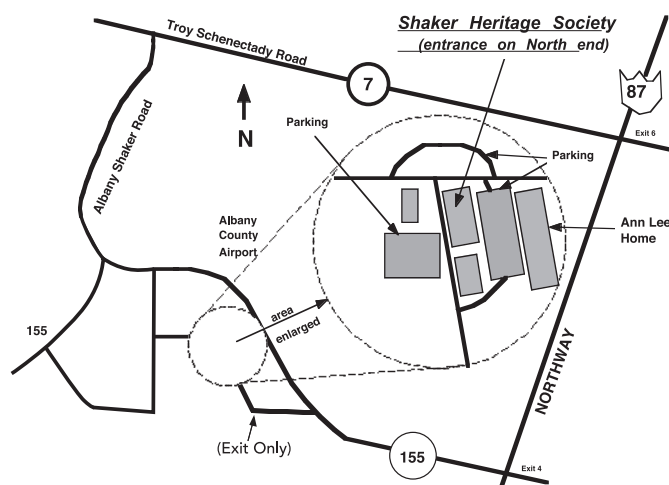
Best of all, Alyssa actually trusted us with her gear. As one who hasn't held a woodburning pen since The Beverly Hillbillies moved west, it was a treat to float both types across a scrap of cedar and visit with Alyssa about her craft. 🐘

When you have an elephant by the leg and he wants to run away it's best to let him run.

Abraham Lincoln



Northeastern Woodworkers Association
P.O. Box 246
Rexford, New York 12148-0246



NEXT MEETING:

Thursday, September 14th, 7 pm.
Shaker Heritage Society Meeting House
Albany-Shaker Road, Albany
(near Albany airport)

NWA PROGRAM SCHEDULE 2006-2007

September 14, 2006
Using Planes - Alden Witham

October 12, 2006
Fiske Recipients

October 14-15, 2006
The Totally Turning Symposium

November 9, 2006
Fiske Memorial Lecture - Hank Gilpin

December 14, 2006
Family Night

January 11, 2007
Furniture repair - Charlie Goddard

February 8, 2007
Windsor Chairs - Tom Wetzel

March 8, 2007
Youth Gallery

March 24-25, 2007
Showcase

April 12, 2007
Dovetail Box - Tom Osborne

May 10, 2007
Jigs and Fixtures - Pete Howe

For meeting cancellation information,
call Ken Evans 753-7759
or Charlie Goddard 370-0388

SPECIAL INTEREST GROUPS (SIGs)

Adirondack Woodturners Association - The AWA is active throughout the year. Meetings are every first Wednesday of the month (except in January and July when it is the second Wednesday), and are held at the Curtis Lumber conference room on Route 67, Ballston Spa. Beginners' sessions begin at 6 pm; the main program at 6:30 pm. Saturday "Learn and Turn" sessions are also scheduled. www.adirondackwoodturners.org
Contact Ken Evans, 753-7759 or Kevans1@nycap.rr.com

Carver's Guild - meets every Friday at the Clifton Park Senior Center from 9:00 am to 1:00 pm. Sessions are intended for every NWA member who is interested in carving, from beginners to those wanting to learn a new technique. No reservations are necessary, just show up! Contact Bill McCormack, 233-7260.

Scroller's Guild - Meets the third Wednesday of each month at Sears, Colonie Center. Beginners' session starts at 5:30 followed by a general meeting at 6:15. Contact Tom O'Donnell (518) 581-1167 or todonne3@nycap.rr.com.

Kaatskill Woodturners - Meets the second Wednesday of each month at 7 p.m. at the Opdahl property in Hurley. Contact George Norton, (845) 331-1705.

CHAPTERS

NWA Mid-Hudson - The chapter meets at 7:30 p.m. on the third Thursday, except July and August, at the Central Hudson Electric Company Community Center, Route 28, Kingston. Contact Joe Mikesch, (845) 687-4285

NWA Sacandaga - The chapter meets at 7 p.m. on the second Wednesday of each month at Mayfield High School in the woodworking shop. Park by the section of the building that protrudes further into the parking lot and enter the nearest of the (5) doors. Contact Gary Spencer, 863-6433.

**GENERAL MEETINGS
AND SPECIAL EVENTS**

SPECIAL INTEREST GROUPS