

WOODWORKERS NEWS



Northeastern
Woodworkers
Association

September 2003, Vol. 12, Number 5

September Meeting

Designing and Setting Up a Workshop

- Hal Bigelow

7:00 p.m., Thursday, September 11, 2003
Shaker Heritage Meeting House
Albany-Shaker Road (near Albany Airport)

The 13th season of NWA programs gets off to a great start with a topic of interest to all woodworkers – “Designing and Setting Up a Workshop.” Hal Bigelow, a professional woodworker for thirty years and an NWA member, will discuss various aspects of a workshop that will include shop layout, workspace features (lighting, storage, wiring, etc.), essential tools, “nice-to-have” accessories and shop safety. Hal will also offer advice on increasing the effectiveness and efficiency of various shop tools and ancillary equipment.

Many of you are already aware of Hal’s knowledge and skills from previous presentations and courses that he has given for NWA. He recently taught a cabinetmaking course for beginning and intermediate woodworkers. Since 1973, Hal has been making custom furniture using traditional joinery such as that used by the Shakers, while stressing good basic design and construction.

The business meeting will begin at 7:00 p.m., followed by socializing, refreshments and time to use the Tool Crib and Library. Why not take advantage of the opportunity to discuss with other members something you have made or are making by bringing a project for Show and Tell? Everyone enjoys seeing what other NWA members are doing, so bring something to display. 🐿

Special October Meeting

Fiske Fund Recipients’ Presentations

7:00 p.m., Thursday, October 9, 2003
Shaker Heritage Meeting House
Albany-Shaker Road (near Albany Airport)

Come and hear what your fellow NWA members are learning from the courses they have attended that are funded, in part, by grants from the Fiske Fund. Three recent Fiske Fund recipients will give presentations describing the courses they took and how their woodworking knowledge and skills have been enhanced by the experience.

Among the speakers will be Bob Kehn who attended a nine-month program at the College of the Redwoods and Julie Rodriguez who has taken an introductory course on furniture making at the Arts Center of the Capital Region.

Please join us for this meeting that is being added to our regular schedule so you can learn more about NWA activities and enjoy an additional opportunity to get together.

The business meeting will begin at 7:00 p.m., followed by socializing, refreshments, time to use the Tool Crib and Library and viewing items brought in for Show and Tell. Don’t forget to bring something for Show and Tell – a project in process or completed, or perhaps a tool or jig that might be of interest to others.

In This Issue

September and October Meetings	1
From the President	2
New Newsletter Editor	2
Annual Lumber and Tool Auction	3
Fiske Fund Applications	3
An Un-nerving Experience	4
Bus Trip to Harden Furniture Factory	5
Woodworkers Showcase	5

Wood of the Month, Loblolly Pine	6
The Hunt for Red Oaktimber	7
Chapter News	8
Jigs and Fixtures	9
NWA Contributes to Habitat for Humanity	10
Editor’s Note	10
Classifieds	10



OFFICERS

President - Wayne Distin 674-4171
wpswan@capital.net
Vice-President - Pat McCord 439-1232
pmccord@mybizz.net
Secretary - Kitty Scharl 765-3189
crowridge@empireone.net
Treasurer - Dale Swann 346-4172
SwannD@RPI.edu
Past President - Jay Van Vranken
664-3034 svanvran@nycap.rr.com
Historian -
Position to be Filled
Executive Secretary - Charlie Goddard
370-0388 Cgodd@aol.com

CHAIRPERSONS

Mid-Hudson Chapter
Joe Mikesch, President 845-687-4285
Sacandaga Chapter
Co-Presidents - Bob Beyer 883-3617
Dick Edel 773-5345

Education

Ken Evans 753-7759
kevans1@nycap.rr.com

Adult Programs

Position To Be Filled

Kid's Programs

Dick Grimm 587-0030
boltmdkkk@aol.com
and

Austin Petrie 686-4285
Holley222@cs.com

Fiske Fund

Charlie Goddard 370-0388
Cgodd@aol.com

Hospitality

Position To Be Filled

Library

Wilhelmina Evans 753-7759
wiltw0@nycap.rr.com
Jim Hartlage 370-4127
JMHartlage@aol.com

Membership

Austin Spang 393-2859
spang@nycap.rr.com

Programs

Pat McCord 439-1232

Publications

Ron DeWitt 854-3757

SHOWCASE

Charlie Goddard 370-0388
Cgodd@aol.com

Tool Crib

Tom White 489-6360
zebraart1@aol.com

Videographers

Dave Ellison 872-0980
ellisd@rpi.edu
Hans Kappel 861-8753
bluespruce@juno.com
Pat Pugsley 634-7144
ideas@mhonline.net
Bob Conahan 355-9032
conahanbob@hotmail.com
Kirk Hardenburg
725-1997

UNLESS OTHERWISE NOTED, PHONE
NUMBERS ARE IN AREA CODE 518

From the President

- Wayne Distin

Welcome to a new season of programs! Vice-President Pat McCord and the program committee have put together a great array of topics for this year. Plan to attend the general meetings and other activities. You never know what you might learn!

This organization would not function without the support of the members who volunteer their time and talents. Thanks to all those who have stepped forward. Assistance is always appreciated in all areas. If you want to help, say so. You will **not** be turned down.

I am still looking for volunteer(s) to coordinate the hospitality activity of assembling and serving refreshments for the general meetings. If you can help, call me as soon as possible. - Wayne 674-4171 🐾

New Newsletter Editor

- Ron DeWitt

NWA President Wayne Distin has appointed Clark Pell to the position of Publications Editor, replacing Fran Finkbeiner who is retiring with the September issue of the newsletter.

Clark retired from NYS Department of Environmental Conservation a year ago where he worked as a fish and wildlife biologist and audio visual specialist.

His extensive experience in writing, editing and publishing State publications including the NYS *Conservationist* will serve him well as NWA Publications Editor. He is a NWA member and longtime woodworker, especially skilled in marquetry. He is presently developing a business to produce and sell his marquetry pieces.

Clark lives in Cossackie where his shop is located. He can be reached at 336 Co. Rt. 61, Cossackie, NY 12192 • 518-731-2475 • cepell@juno.com. All future inputs for the *Woodworkers News* should be sent to him. 🐾

A Good Time For All

- Pat McCord, Program Chair

A beautiful summer day, delicious food, friendly conversation and the sound of wood being sawn – who could ask for more? That's how this year's picnic turned out for the almost one hundred guests who attended the fete at the Jonesville Fire Station.

The main attraction was a demonstration of the Peterson portable sawmill as it quickly turned logs brought by Mike Kratky of the Sacandaga Chapter into neat piles of lumber. The silent auction of items donated by members to benefit the Fiske Fund raised over \$200. Wood for turning, new and used tools, a doll's chair, a turned calculator holder and a set of candleholders, all made by members, were among the many items that were auctioned. It was a great success and thanks go to those who were so generous in their donations and purchases.

Once again, John MacDonald and his daughter served up delicious picnic fare while guests settled into their lawn chairs or wandered over to the demonstrations of carving by Bill McCormack and turning by Louie Andrews and Don Orr.

Highlighting the day were the wonderful desserts brought by the "pastry chefs" who attended. It was a fabulous variety of treats that tempted even the most disciplined dieters. Thanks to all who brought those delicious goodies.

Thanks also to all of the volunteers who worked to make this an enjoyable day. Your efforts resulted in a good time for all who attended. 🐾

Why is the man who invests all your money called a broker?

Annual Lumber and Tool Auction

- *Charlie Goddard*

1 p.m., Saturday, September 20

Preview, 12 noon

Shaker Barn, Albany Shaker Road (near Albany Airport)

Once again you will have the opportunity to get the wood you need and at the same time help our educational award program.

The annual Fiske Fund auction will be held on September 20, 2003 at the Shaker Heritage Society barn near the Albany Airport. Doors will open for inspection at noon and the auction will begin at 1 PM. Bob Williams will be back for the third year as auctioneer.

This is the main funding source for the Fiske Fund. Last year we raised over \$9,000. All donations are fully tax deductible. There is still plenty of time to provide tools and lumber for the auction. If you prefer not to donate the full value we can share the proceeds.

This will be a good year for tools. We will have a 10-inch DeWalt table saw, a Jet dust collector, a 6-inch Delta jointer, a dovetail jig, miter boxes, router tables, many small hand tools and a wooden toolbox. The table saw (DeWalt model DW746, the big one) has seen very little use. It was donated by the same person who donated the beautiful cherry we had last year, and the year before.

If you like red oak don't miss this auction. There will be about 2,000 board-feet available. Some of it, we are told, comes from veneer quality logs. It looks very nice. In addition, there will be basswood, apple, hard maple, cherry, poplar, white ash, white pine, elm, Norway maple, 1/2-inch MDF and various exotic shorts.

The week before the auction will be used to get things set up in the barn and to collect lumber and tools from various locations. We need additional helpers. Also, there is work for volunteers during the auction. The auction requires a lot of effort, but you will have a good time. If you are able to give us a hand let me know (370-0388, cgodd@aol.com). 🐾

Fiske Family Contribution

- *Charlie Goddard*

The Fiske Education Fund was established due to the foresight of Milan Fiske, one of the founders of NWA. Milan was interested in a wide variety of topics and loved to share his knowledge with others. Upon his death he requested that his tools and wood be sold and that the proceeds be used for special activities in NWA. The NWA Board of Directors decided to establish the Fiske Education Fund to help woodworkers learn more about their craft. The first award was made in 1997. To date, there have been 27 grants for a total of over \$18,000.

Milan's widow, Kay, recently celebrated her 90th birthday. In recognition of that event the Fiske family made a very generous contribution to the Fund. We thank the Fiske family for helping us continue our grant program. Milan would be very pleased.

Fiske Fund Applications

- *Charlie Goddard*

The next application period for grants from the Fiske Fund closes September 30, 2003. If you are interested in attending a course to help you improve your woodworking skills consider applying for a grant. Ralph Lichtenstein has a collection of course literature, covering many woodworking topics. Application forms are available from any of the Fiske Fund Committee members and will be available at the September 11 general meeting.

Committee members include:

Ken Evans – 753-7759, kevans1@nycap.rr.com

Charlie Goddard – 370-0388, cgodd@aol.com

Jim Hartlage – 370-4127, JMHartlage@aol.com

Dave Lasinski – 439-0617, dhlasin@nycap.rr.com

Ralph Lichtenstein – 413-698-3123, RCVino@aol.com.

WOODWORKERS NEWS is published by the Northeastern Woodworkers Association for its members. The Association's aim is to provide a common meeting ground for lovers of woodworking who want to know more about wood and the techniques for forming it. The newsletter is published nine times annually, six regular editions and three special editions (SHOWCASE, Shop Tour, and Family Night). The publication is assembled in QuarkXPress 4.0 on a Macintosh G4, duplicated by Shipmates, and mailed to more than 700 addresses.



Your next issue of
Woodworkers News

will be published
in early November.

Copy deadline: October 15

Fran Finkbeiner, Editor 371-9145

FranFinkbeiner@aol.com

Elizabeth Keays Graphic Artist
Designer



WEBSITE(S)

www.woodworker.org

www.nwawoodworkingshow.org

Website Editor Bill Fahy 869-0954

BBFahy1@nycap.rr.com

NWA maintains two websites,
the first noted here
operates continuously.

We also offer selected
links to other sites of interest
to our membership.

Webmaster - Justin Rohrer
rohrej@nycap.rr.com

The second site operates from
January 1 to May 30
and carries specific
information about SHOWCASE.

Webmaster - Rich Pagano
279-0936

Richpagano@earthlink.com



**NORTHEASTERN
WOODWORKERS ASSOCIATION**

P.O. BOX 246

Rexford, New York 12148

An Un-nerving (Almost) Experience

- Steve Sherman, AWA

A very typical, creative day on the lathe turned into a frenzied dash to the emergency room of our local hospital and left this wood turner with a new set of safety standards and, most of all, grateful to still be here to turn for yet another day.



Above, a summer's day woodturning "happening" with Steve Sherman (pictured on the far right) held in Ken Evans's shop.

Right, Steve shows part of the walnut would-be platter that may well remain displayed in his shop as an educational example.

The walnut blank was six inches thick and 19.5" in diameter, sawn round, using the circle guide on my Delta bandsaw. The grain in the wood was not exceptional, but had interesting figure in some areas. My thought was to turn a platter with an ogee shape and wide brim that could be textured and carved.

I double-checked the tailstock, making sure all was tight. Running between centers, I brought the speed of the lathe up slowly and trued the surfaces with my gouge. I increased the speed until the blank started to vibrate and then backed off until I felt it was safe to turn.

The shape was evolving as planned and I turned a recessed foot to be inside-mounted, using a Stronghold chuck with #3 jaws. Then I proceeded to reverse the piece in the lathe, again checking tailstock, chuck, etc. for tightness. Using the potentiometer mounted in the headstock of the Powermatic, I brought the speed of the lathe up slowly to what I thought was a good

working speed and started to contour the inside of the platter.

At this point I must say that I was not paying particular attention to the *absolute speed* of the lathe as much as to that *point where the piece was not vibrating while spinning*. In retrospect it could have been somewhere between 400-500 rpm's (the high end of Dale Nish's "Safe Speed Formula"). As I was refining the shape, I felt the gouge start to skip and bounce over a particular part of the turning. I immediately



stopped the lathe with the remote on/off switch that is attached magnetically below the tailstock. Then I noticed that the branch pith about three inches in from the outer circumference of the piece had a tiny check in the center but I naively disregarded this warning sign and turned on the lathe using the same on/off remote.

Of course, the lathe resumed the same speed I had previously set with the potentiometer on the headstock. My instinct told me to slow the speed, and I reached around the spinning piece with my left hand to turn the pot down. At this very point in time, the check in the pith apparently gave out and the platter "blew up," sending pieces out to the perimeter with such force as to

completely smash the fluorescent light fixtures - and, unfortunately, almost sever the forearm muscle in my arm to the bone. (As an aside, I have still not found all the pieces in my shop, but hope, eventually, to be able to glue them up as a reminder of the incident.)

My wife and son were in the house and had heard the explosion that they said sounded like a shotgun blast. We wrapped the arm, applied pressure on the wound and broke some speed limits getting to the emergency room at our local hospital. The ER surgeon did not feel confident enough to handle the situation and called in a plastic surgeon. Full of morphine and watching this specialist perform was quite an experience. I had missed the ulnar nerve and artery by a fraction of an inch and will have full use of my arm in a few months. After picking out at least 50 shards of walnut from the wound, and many stitches later, he complimented me on my performance and thanked me for subsidizing the new wing on his home.

My intention is not to frighten my friends in the turning community but to heighten their awareness of a potentially dangerous arena we work in and to remember to continuously be focused on the moment.

Since the incident, I have ordered a new potentiometer that will be housed in a box, along with the original on/off switch from the remote, so that I will have the capability to control speed from either side of the lathe. More than a few people seem to feel that most lathes have this serious design deficiency and would certainly like to see this problem addressed by major manufacturers. I am currently using a 3M faceshield - but I am considering a football helmet and full body armor with breastplate for the future. I feel blessed to have survived this drama and look forward to a lot more fun and creativity.

- Steve Sherman, Saugerties, NY 🐾

Raffle Winners

A bit of news that didn't make it into an earlier newsletter is that Bill Bush, Bush Products, Amsterdam, NY provided products worth \$170.00 to each of two raffle winners at Showcase 2003. They are James Burnor, Latham and Brian Matthews, Hurley.

We thank Bill for his generous contribution and apologize for failing to note it in an earlier issue. - Editor

Bus Trip to the Harden Furniture Factory

- *Herm Finkbeiner*

Thursday, September 25, 2003

There is still space on the bus for the trip to the Harden Furniture Factory, Thursday, September 25, 2003. Our previous visit in 1997 was so interesting and enjoyable that we have arranged a repeat visit. This will be a one day trip.

Pick-up points will be Saratoga Springs (8:15 am), Clifton Park (8:45 am), Crossgates Common (9:15 am), and Canajohorie (10:00 am). We will have lunch at the McConnellsville Country Club and then tour the factory. We expect to be back at Crossgates about 6:30 pm and the other sites accordingly.

The factory makes a very wide variety of furniture with many hand operations and uses a number of unique machines. The management is very obliging about letting visitors get close to the working operators and they encourage questions to the operators about their work.

The total cost of lunch and bus is \$30. To register send an e-mail to: hfinkbei@nycap.rr.com or call 518-371-9145. And for more information about Harden see their web site: <http://www.harden.com/> 🐞

Woodworkers Showcase 2004

- *Charlie Goddard*

The next Showcase will be March 27 and 28, 2004 in the City Center in Saratoga Springs. Monthly committee meetings will start in October. If you are interested in getting more involved with putting on the show, or if you have suggestions for what should be, or should not be included in the next show, please let me know.

Members from the Mid-Hudson area will sponsor one of the special exhibits. It will illustrate practical and inexpensive ways to get the most out of your workshop, based on improvements that have been made to many of their own shops. 🐞

One Last Opening:

Marquetry Weekend with Chuck Walker

Due to a cancellation, there is room for one more registrant for the marquetry weekend to be held at Curtis Lumber on September 19-20-21. The course will be taught by Chuck Walker and it will be hands-on all the way.

The cost of the course is \$60. If you are interested, please contact Ken Evans at 518-753-7759. 🐞

From Your Librarian

- *Wilhelmina Evans*

Summer is almost over. I hope you had a great time in the heat and rain. Along with kids going back to school, NWA begins its new program year in September. Please look for your NWA library books, especially those that might be long overdue. If you happen to find any, bring them to the September meeting. The librarian will be most forgiving. - *Wilhelmina* 🐞



Woodworker's Ingenuity - *The mallet is over twenty years old and my recollection may be a little misty. I think I had seen an article or something in a book about the hardness of apple wood, and at about the same time, a very old apple tree near the house was going to be removed. In looking it over, this limb configuration presented itself to me and I removed it. While the shaping of the original branch is somewhat crude, the shape and utility of it has been more than might have been expected. It has proved to be extremely handy in fitting and aligning pieces and in using chisels. And, perhaps most important, it not only did not go up in smoke - it did not cost anything.* - Darrell Welch

Member Volunteers for Schenectady Programs

NWA member Charles Frank volunteered in the Hamilton Hill Arts Center's summer program for a week recently where he taught the use of hand tools in wood-working to children enrolled in the program. A "precious things" box, using donated scrap lumber, was made by each student. If you're looking for ways to use those clean cut-offs, or if you have any extra glue, fasteners, hardware, or old hand tools that you're not using, let me know: 374-0434 or atztafo@localnet.com.

Also, perhaps of interest to some of you, an Artists Group has formed at the new Schenectady Arts District office, 440 State Street. The aim is to share information, to support and organize resources, and to help create more arts programs, outlets, funding, etc. in the area. Meetings are open to anyone with an interest. The next is August 26 at 6 p.m. - *Charles Frank* 🐞

If lawyers are disbarred and clergymen defrocked,
doesn't it follow that electricians can be delighted,
musicians denoted, cowboys deranged, models deposed,
tree surgeons debarked, and dry cleaners depressed?

-George Carlin

Wood of the Month

- Ron DeWitt

Loblolly Pine (*Pinus taeda*). A Softwood Pinaceae - Pine Family

The loblolly pine (*Pinus taeda*), one of the 36 or so pines common to North America, is classified in several ways. It is a three-needle pine, a hard pine, a southern yellow pine, or a yellow pine. These designations also apply to longleaf, shortleaf, and slash pine, the other more common of a group of 11 similar pines.

The "loblolly" name apparently came from early European settlers who often found these trees growing in muddy, mucky bogs that were called loblollies in the Old Country.

Loblolly pine, also called bull pine (for its size), Indian pine, old-field pine, field pine, Carolina pine, bog pine, maiden pine, bastard pine or rosemary pine (for its fragrant resinous foliage) is considered to be the leading commercial timber species in the southern U.S. It makes up over half of this country's standing volume.

The loblolly pine is another of those "coastal species," extending from southern New Jersey southward through the Carolinas into Florida and westward, again along the coast, into Texas. This range is defined by rainfall and temperature. Loblolly prefers humid, warm temperatures with long hot summers and mild winters. The range has been extended by plantings in Asia and Europe and it is reported to be doing very well in New Zealand.

Best growth is on thick moderately acid and poorly-drained soils, although it does poorly on very wet or marshy sites. Moderately shade tolerant, loblolly pine may be found in pure stands or with mixed hardwoods or softwoods.

Loblolly pine is a medium-lived, medium to large tree, typically reaching 80 to 120 feet with DBH (diameter at breast height) of three to four feet. Expected life is 100 to 150 years although they have been found living at 245 years. A recent National Register of Big Trees reports a 163-foot tree with a diameter of five feet, located in Urania, Louisiana.

The five-to ten-inch three-sided leaves (needles) of the loblolly are usually three to a bundle, slender, stiff, slightly twisted and tapered to a rigid, sharp prickle. Considered "evergreen," needles stay on the twigs three to four years.

Bark is bright red-brown, 3/4 inch to 1 1/2 inches thick and deeply furrowed into scaly ridges, exposing brown inner layers. The light reddish-brown, three- to five-inch conical or oval cones are almost stalkless. Cone scales are stout with a triangular, sharp spine. Cones open to drop their seeds in the autumn of their second year but cling for another year before dropping. The plentiful seeds sprout easily. This species is considered a pioneer because of its trait of quickly taking over abandoned farm fields or burn-overs.

Branches are short and heavy, regularly divided, reaching outward along the stem and upward to form a dense

round-topped crown. They self-prune nicely and stems are usually clear for half the height of the tree. This tree grows very rapidly, more so and for a longer period of time than any other pine and is planted extensively for pulp and lumber.

Wood of the loblolly pine is more noted for its general availability than for specific features. Sapwood may be nearly white to yellow or pale orange and may be narrow to half the thickness of the stem. Heartwood is distinct, resinous, in shades of yellow to orange to light brown. The wood has a notable non-characteristic turpentine-like scent but no marked taste.

The wood is generally straight but uneven-grained with a medium texture and is moderately hard and heavy, significantly harder, heavier and stronger than our more familiar white pine. Mean specific gravity varies from 0.47 to 0.58, greater in the southern, wetter part of its range, in direct relation to warm seasonal rainfall. Average specific gravity is 0.51 at 12 percent moisture content and weight is about 29 pounds per cubic foot, slightly heavier than eastern hemlock.

Growth rings are distinct, delineated by a darker band of latewood. Earlywood is quite wide with an abrupt, often striking transition to the latewood. Rays are very fine, not visible to the naked eye, but may form an inconspicuous fleck on quartered surfaces. The wood has small transverse, and large, conspicuous longitudinal resin canals, plentiful in the earlywood. Wood of the southern pines cannot be reliably separated on the basis of wood structure.

Loblolly dries quickly and easily with little tendency to warp or check. Shrinkage from green condition to oven-dry is moderate; 4.8 percent radially, 7.4 percent tangentially, and 12.3 percent in volume. It works easily with hand or power tools with little edge dulling but with some tendency toward pitch build-up.

It takes and holds fasteners well, glues nicely and sands, with a rigid pad, to smooth, lustrous surfaces. Sandpaper loads quickly. The soft/hard contrast from earlywood to latewood within growth rings requires a rigid pad to avoid washboarding when sanding. Finishing can be a challenge. Paint does not take well; sealing is desirable and finishes that may soften the resin are best avoided. This pine has little durability when exposed to soil or weather but lends itself well to pressure treating.

There are varying degrees of eye, nose, skin and breathing problems among producers and users of pine lumber. Precautions are well-advised.

Loblolly pine is often infected with a rust that produces swollen areas on twigs, branches and stems, releasing quantities of yellow spores in the spring. Oddly, these spores infect only oaks. Spores produced on the latter, in turn, infect the pines. Loblolly is susceptible to serious injury from pine and bark beetle and is only mildly resistant to fire damage.

In the southern states these trees are used for erosion control and soil stabilization. They are also planted for wind and noise barriers as well as for shade and ornamental purposes. These statuesque trees, colorful in their bark, grand in size and the precise shapes of their stems, are surrounded with the incense of their foliage. In soft voices they may be heard moaning in the wind.

Loblolly timber is generally used for lighter duty than longleaf or slash pine. Typically, loblolly is used for general construction dimensional lumber, sub-flooring, doors, frames, sash, wainscoting and novelties. It is also used for plywood, veneer, furniture parts, boxes and coffins.

(Continued on next page)



The Hunt for Red Oaktimber! ...or the Rest of the Story

- *Herm Finkbeiner*

The annual Fiske Fund auction all takes place on one afternoon, (Saturday, September 20 this year), but the really interesting adventures take place in the months *before* the first pile of lumber is auctioned. All that wood comes from somewhere, and therein lies the tale(s).

At this year's sale there will be some of the most beautiful red oak you have ever seen. Back in April, Charlie Goddard was contacted by a man who had some oak that he wanted to sell, and he had heard that the Northeastern Woodworkers might be interested.

So Charlie and I took a ride up toward Galway. From there the man took us in his pickup truck across his farm to a barn where, indeed, there was some oak, in fact 1,400 board feet of oak. We had been assured that at least some of it was veneer quality, and everything we saw indicated that the description fit.

But Charlie was distracted! In the barn were two (2!) Model A pickup trucks, fully restored. When he found out that there were *two more* on the farm *plus* many parts for the Model A, Charlie's attention just wasn't on the oak any more. And I'll bet that he can tell you more about those Fords than he can about the oak.

As an aside, while the oak is beautiful, it won't move itself. We do need help getting it to the Shaker barn. If you can give a hand, call Charlie (370-0388) and volunteer. The week prior to the sale involves a lot of work and every bit of help makes the job easier and more fun for everyone.

The oak wasn't the only adventure involved in getting wood for the auction. There was a rainy morning when Charlie, Darrell Welch, Wayne Distin and I went to Joshua's Trees to get a truck load of exotics for the sale. For a really good time, try loading almost-too-heavy-to-handle timbers onto a high, closed truck in the pouring rain and with two inches of mud underfoot.

But the major tale is left for last.

In March I received an e-mail from Tom Lie-Nielsen, in

Maine, of bronze plane fame, who told me that he had been contacted by a woman in Albany, NY about a walnut tree. Since Albany is in our backyard, Tom thought it would be worth looking into. I called the woman and ultimately we agreed that the walnut tree was of interest. Then, on Friday, April 25, Ron and Judy DeWitt met a group of NWA members at the address in Albany. The tree was 75 feet tall when standing and looked a **lot** bigger on the ground. At the butt end it measured 46 inches in diameter and could only be described as formidable.

After three full days of sawing and trucking, there is now a large pile of walnut lumber air-drying. Some of it is the most beautiful walnut I have ever seen and should attract more than a little attention when it is auctioned next year.

The amount of work actually involved in getting this treasure sawn and ready to dry was described in many different ways by those who helped. Some of the descriptions are not fit to print but I think it was best summarized by Ron in two words, "Never again!"

Be that as it may, look for the walnut next year and if you hear any of those who worked on it describing those three days, remember that it was all done because it **WAS** fun! 🐾



One beautiful walnut saw log being muscled toward the saw. Pictured are: Judy DeWitt (back to camera) and front to back: Jay Van Vranken, Charlie Goddard, Herm Finkbeiner, Dave Lasinski, Allen Craft (barely visible) and Wayne Distin. Ron DeWitt was very much present, but isn't shown here. Photo by Bart Chabot



A formidable pile of soon-to-be walnut lumber. Photo by Bart Chabot


Wood of the Month

(Continued from Page 6)

The "density rule" is applied to the southern pines when supplying material for structural applications. The rule requires that "...the end of a piece average not less than six growth rings per inch and be at least 1/3 latewood."

Large amounts of loblolly are converted to pulp to be used for kraft paper, insulation and fiberboard. Thinnings and logging residue are recovered for energy bio-mass and stumps are still "cooked" for naval stores - turpentine, pitch, rosin and pine oil. Turpentine once served as lamp oil for early colonists who also stocked their medicine bags with skin and scalp ointments and chest rubs made from pitch.

Loblolly pine is in good supply and although old growth trees are gone, reserves are being expanded. Research is improving this timber as a supplier of fiber for paper pulp. It is usually available in its growing areas as an "economy" lumber and may be mixed with other southern pines or yellow pines. 🐾



CHAPTER NEWS

Mid-Hudson Members Help Students Build Birdhouses

- Chuck Walker

In early June, seven members of NWA Mid-Hudson worked with students in an advanced environmental science class at Kingston High School. The project was to construct birdhouses that the students were to place in a location of their own choosing, photograph it to document the location, and then observe and write up and report regularly about any bird activity. This class project is headed by Jane Franklin, wife of member John Franklin who insists that the students sign a contract to clean out the house in the spring if any field mice or other unwanted "critters" move in. This project is like one last year except that a variety of houses were built for bluebirds, wrens and owls instead of just bluebirds as was done before. Members helping this year were Joe Benkert, John Franklin, Ron Mower, George Norton, Bill Reynolds, Stan Rosenberg, and Ron Wolfeld. The team cut out the parts as well as helped the students with assembly.



Above: Ron Mower extends both hands to assist two students with their birdhouse assembly.

Left: Students at Kingston High School Environmental Science class display their birdhouses. Teacher Jane Franklin is fifth from left in rear and Joe Kennedy stands in the doorway left.

Mid-Hudson Goes to New Lengths for Show and Tell

- Chuck Walker

Frequently someone will bring in an oversized project to show the other members but the June 19 meeting really must have been a record. Tom Heflin of Hunter, New York, a friend of member John Franklin, brought his 30 ft. copy of a 1929 Hacker Craft speedboat. Tom built this handsome boat himself over a period of two years including lofting the design to get full size patterns. The boat is made of mahogany and white oak with authentic fittings which are still available. The boat is powered by a 325 hp. Mercury V-8 and can reach speeds of 47 mph.



Mid-Hudson members admiring 1929 Hacker Craft copy at June meeting.

Sacandaga Chapter News

- Gary Spencer

The Chapter's last meeting was held in June before our summer hiatus and featured a program on scroll sawing by Jean Aldous, NWA member.

During the month of June the chapter went on a field trip to visit two wood-oriented businesses, Manchester Woods (primarily furniture) and the J.K.Adams Company in Vermont (primarily small wood products such as cutting boards). Also, we toured some members' workshops. Both June events were well attended.

Our September 3 meeting will feature Charles Kested who will talk about and demonstrate the art of intarsia. This program is open to all. Come on out!

On October 8th Lou DeMola, NWA/AWA turner, will demonstrate how to use inexpensive materials and equipment to make beautiful works of art. This promises to be a fine program about a popular woodcraft.

Our officers are

President – Jointly, Bob Beyer - 883-3617
and Dick Edel - 762-4851
Treasurer – Ron Custer - 762-2672
Newsletter – Dick Solar - 762-4308
NWA-Liason – Gary Spencer - 863-6433

All members of NWA are invited to attend the 7:00 P.M. meetings at the Mayfield High School woodshop. Light refreshments are served.

Jigs and Fixtures

- Gary D. Spencer

Bandsaw Pivot Block:

A pivot block is a very helpful fixture for your bandsaw in several ways. First, if you are sawing intricate curves, you can use the fixed point on the pivot block as a fulcrum to pivot your work and maintain control of what the saw blade cuts. Second, you can use the fixture in conjunction with a fence or a feather board to run a straight line, such as when you are re-sawing a board.

To Make: Start with a clamping strip of 3/4" stock that is 2 1/2" wide and 12" long. Attach another vertical piece that is 8" wide by 5" tall with 2" of the clamping strip extending from each side of the vertical piece. (It may need to be longer with larger tables.) Then extend a pivot nosepiece of 4" to 5" high and 4" in length outward from the vertical piece. The end of the nose should be angled to a point for easiest use.

To Use: Just clamp the pivot block on the opposite side of the blade from the fence for use when re-sawing. Or you can clamp the pivot block in place of a fence for use as a fulcrum for better control of your work when you are cutting curves freestyle. Just rest your piece against the nose and rotate your piece into the saw blade as desired. 🐼

Imagination was given to man to compensate him for what he isn't. A sense of humor was provided to console him for what he is.
- Horace Walpole.

Congratulations!

Congratulations to Keith Tompkins! One of his beautiful turnings was included in the August 2003 issue of *Fine Woodworking*. See page 89.

Wood Questions

Q. How much wood is used in the construction of a typical 2000 square foot home?



A. About 15,000 board feet of lumber is used to build the average 2000 square foot home today.

Wood Definition

- Ron DeWitt

Face Veneer - Veneer that is used for the outer exposed surfaces or faces of plywood - usually a good quality veneer over the core of less valuable or poor quality material. Plywood is available in a variety of species of face veneer.

Turner's News

- Ken Evans

Although the AWA turner's meetings for June and July were cancelled due to a construction project at Curtis Lumber, the August meeting had more than 65 members in attendance. It was a busy event after two months without a meeting, but it all happened smoothly.

Lou DeMola, recently returned from Arrowmont Craft School in Tennessee, provided an excellent program on turning natural-edged bowls. It was obvious that his Fiske Fund grant was well used. Thanks, Lou!

The "Learn and Turn" held on Saturday, August 9 was attended by about 16 members who wanted to "learn 'n turn" a small box. Ken Evans did the morning demonstration and after lunch everybody got a chance to make a small turned box.

It is planned to hold these hands-on Saturday "Learn 'n Turn" sessions at least every two months, each on a different woodturning topic. Watch for a schedule of topics in the newsletter or on the website.

A special Saturday turning program featuring turner Hank Albro will be sponsored by the AWA in December. Watch the newsletter and website for the date and cost of registration.

The next regular turner's meeting is September 3 at 6:30 PM at Curtis Lumber, Route 67, Ballston Spa. The AWA is a Special Interest Group of NWA. All NWA members are invited to meetings.

SPECIAL.....SPECIAL.....SPECIAL!

Don't forget the Totally Turning Symposium to be held October 25 and 26 at Sage College in Albany.

Reduced cost of the two-day event will be \$50 to NWA/AWA members. See the website www.adirondack-woodturners.org for registration information, or contact Ken Evans at 518-753-7759.

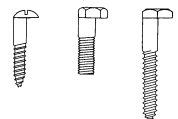
Seven rotations of six rooms, each with a woodturning-related topic, will be presented over the weekend.

Three world class turners, Alan Lacer, Binh Pho, and Stuart Mortimer from England, will demonstrate in addition to many turners from the northeast USA. We expect 200+ to attend and we are already half-filled. This will be the first woodturning symposium to be held in Upstate NY. See you there! 🐼

...NEW line of hardware for the woodworker!

HARDWARE FOR THE WAYWARD CRAFTSMAN

Wood screw, machine screw and lag bolt, for holes drilled too near the edge



For catalog - WWW.NOSCREWUP2LG.CON

NWA Makes Major Contribution to Habitat for Humanity

- Dale Swann

NWA members donated over forty-five birdhouses, bat houses, and butterfly houses to Schenectady Habitat for Humanity for their recent fund raising auction. Trish Savage, Development Committee chair, reports that more than \$5000 was made on the auction, of which over \$1000 was from the auctioning of NWA contributions. The participants were impressed with the quality of the NWA craftsmanship, particularly the log cabin birdhouse that Ron DeWitt created with a like miniature hanging from the eaves.

The money raised at the auction will help complete the houses currently under construction by Habitat in the 1700 block of Albany Street in Schenectady. Habitat is very appreciative of the contribution made by NWA. Many thanks to all of you who made this a success. 🐼

EDITOR'S NOTE: *A sincere Thank You to each of you for the support you've given me as editor of Woodworkers News. You have been unfailingly generous with your time, information, anecdotes, photos, and good humor - and I appreciate it greatly. The NWA newsletter has grown and improved because of you.*

I stand on tiptoe to hand the reins up to Clark Pell. Support him as you've supported me - and Woodworkers News will be even better! - Fran

CLASSIFIEDS

Any member may run an ad or ads in the Classifieds on a one- or two-time time basis at no charge. Arrangements for a repeat ad should be made with the editor, observing publication deadlines which are noted in the side-bar on page two of each issue of the newsletter. At the discretion of the editor, non-members may run a free one-time ad in the Classifieds if the content is of appropriate interest to NWA members. Classified ads are considered to be a service to the NWA membership.

FOR SALE: Hardwood lumber, all in rough random width and length. Allow a few weeks for wood to balance moisture content in your own environment. Will sell 100 bdft per grade per specie, but if per grade is less than that, would combine all per specie. If you buy more than 500 bdft, grades and species can be combined and a 25% discount applies on prices that follow.

4/4 soft maple, Fas & Select, 385 bdft @ \$2.25. This application is good for secondary wood for furniture, upholstery furniture and casework framing and drawer box construction. Some boards have a few to several small pin wormy holes.

5/4 soft maple, Fas & Select, about 100 bd ft @ \$2.35 and Comm 1 & 2 about 50 bdft @ \$1.00. This application is same above.

4/4 hard maple, Fas & Select, 150 bdft @ \$3.00
Common 1 72 bdft @ \$2.00
Common 2 21 bdft @ \$.60

4/4 red oak, Fas & Select, 450 bdft @ \$2.00 (\$2.50/10" wide)
5/4 red oak, Fas & Select, 162 bdft @ \$2.10 (\$2.60/10" wide)

Michael Kronau - Kronau@aol.com. Or call voice relay operator at 1 (800) 421-1220 and ask for (518) 283-2920 TDD. I have an auto-answer machine if you wish to leave a message. Fax (518) 286-2583.

FOR SALE: 20" Shopsmith scroll saw with stand and have built in motor, rarely used. Asking \$350.00 with accessories. Michael Kronau - Kronau@aol.com. Or call voice relay operator at 1 (800) 421-1220 and ask for (518) 283-2920 TDD. I have an auto-answer machine if you wish to leave a message. Fax (518) 286-2583.

FOR SALE: 18/36 Delta drum sander with nice gray shop made stand and a few spare abrasive rolls to fit it. Will be repaired in August. Asking \$675.00. Michael Kronau - Kronau@aol.com. Or call voice relay operator at 1 (800) 421-1220 and ask for (518) 283-2920 TDD. I have an auto-answer machine if you wish to leave a message. Fax (518) 286-2583.

FOR SALE: Clamp carrier — Large, rotating chain type unit manufactured by James Taylor, Poughkeepsie, NY. Clamping capacity 6' x 25". 20 rows of 6 clamps each totaling 120 clamps. Some extra clamps. \$450. John Adams (518) 234-4692

FOR SALE: Veneer Press — Hand screw. 3' x 5' table, 18" max. thickness. 12 screws with sliding adjustments. Original wrench. \$500. John Adams (518) 234-4692

FOR SALE: Scroll Saw — Heavy cast iron PRYBIL with flat belt drive. 3" throat depth. Wooden Pittman. 3' x 3' 6" laminated wood table. Built-in sawdust blower. \$500. John Adams (518) 234-4692

FOR SALE: Jointer/Planer — 24" heavy cast iron machine with flat belt drive. Good usable machine. Cylinder cutter head. \$650. John Adams (518) 234-4692

FOR SALE: Pantograph Router — John Royle & Sons patented June 2, 1903. Neat old machine with original pinstripping. \$600. John Adams (518) 234-4692

FOR SALE: Shaving Machine — Ostrander Seymour No. 18A. Table travels under spiral cutter head. \$450. John Adams (518) 234-4692

FOR SALE: Over-Under Router Table — Cast iron table and stand. \$100. John Adams (518) 234-4692

FOR SALE: Hinge Boring Machine — Gannen European style with stand. Bores hinge mortises and presses hinges. 3-phase. \$600. John Adams (518) 234-4692

FOR SALE: Band Saw — Walker Turner 14". Carter roller guides. Nice machine. \$700. John Adams (518) 234-4692



EXTRAORDINARY WOODS EXTRA LOW PRICES

Joshua's Trees

Big Leaf Maple • Buckeye • Quilted Redwood
Spalted Woods • Exotics • Free Forms
Weird Burls • Live Edge Flitches

483 N. Moore Hill Road, Stephentown, NY 12168
Fax 845-855-wood email joshuatrees02@msn.com
800-745-3504

Kiln Dried Hardwoods—In Stock!

Sold in random widths + lengths. Stored indoors.

Exotic Hardwoods

Cocobolo, Goncavo Alves,
Agathis, Bloodwood, Peruvian
Walnut, Philippine Mahogany,
Honduras Mahogany,
Brazilian Cherry, Canary,
Bubinga, Zebra, Wenge,
Purple Heart, African Mahogany,
Bolivian Rose, Padauk, Teak,
Spanish Cedar, Lacewood

CURTIS



LUMBER

Call our
Hardwood Experts
Dave, Trace, or Bob at
1-800-724-9663

www.curtislumber.com

Domestic Hardwoods

Red Oak, White Oak, Ash,
Hard Maple, Walnut,
Basswood, Birch, Cedar,
Premium Cherry, Birdseye
Maple, Soft Maple, Cypress,
Hickory, Cherry, Butternut,
Tulip Poplar

Ballston Spa
Rt. 67
885-5311

Mon.-Fri. 7 am-7 pm
Sat. 7 am-5 pm
Sun. 9 am-4 pm



ATTENTION WOODWORKERS!

J. E. SAWYER & Co., Inc.
INDUSTRIAL & CONTRACTOR SUPPLIES

with branches in:

GLENS FALLS - JOHNSTOWN - LATHAM

800-724-3983

www.jesawyer.com

Carries all your woodworking needs. Names like:
JET*MILWAUKEE*DELTA*POWERMATIC*PASLODE

Save 10%

Bring this Ad to Sawyer's and receive 10% off your next purchase of woodworking tools



BUSH OIL

PREMIUM FINISHING OIL

BUSH PRODUCTS INC.

P.O. BOX 769 - AMSTERDAM, N.Y., 12010

BUS # 518-843-3773 ♦ FAX # 518-843-2317

EMAIL : BushProducts@aol.com




CAMBIUM PRESS

P.O. Box 909
Bethel, CT 06801
203-426-6481

Distributed by

The Lyons Press
123 W. 18 St, 6th Flr
New York, NY 10011
212-620-9580



Lie-Nielsen TOOLWORKS INC.

800-273-2520
www.lie-nielsen.com



Quality Kiln Dried Hardwoods and White Pine Lumber
Wholesale, Retail

146 County Route 35A
Portlandville, NY 13834

Phone: (607)286-9201
Fax: (607)286-7136

www.wightmanlumber.com



SHAMROCK, INC.

518-399-2014 800-559-7501 FAX 518-384-0131

Distributors for

Boesheid T-9 PMS Products Forrest Mfg. Abrasives
Router Bits Shaper Cutters Knu Vise LaPeer Clamps
Circular and Band Saw Blades Forstner Bits
NEW! McCULLOCH POWER TOOLS
...plus general shop supplies

Dave Muelrath

Exotic & domestic wood



2931 Route 121 E., Grafton Vermont 05146

Ph: 802-843-2594

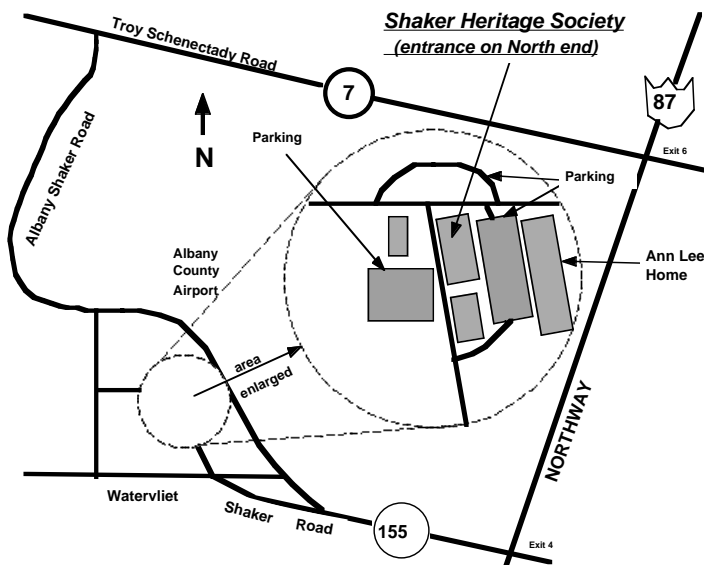
Fax: 802-843-2274

Email: trade@vermontel.net



Northeastern Woodworkers Association
P.O. Box 246
Rexford, New York 12148-0246

FIRST CLASS MAIL
US POSTAGE PAID
Permit #5
Rexford NY 12148



NEXT MEETING: Thursday, September 11, 2003

**Shaker Heritage Meeting House
Albany-Shaker Road (near Albany Airport)**

GENERAL MEETINGS AND SPECIAL EVENTS

CALENDAR 2003-04

September 11, 2003	"Designing and Setting Up a Workshop," - Hal Bigelow, NWA member Shaker Meeting House
September 20, 2003	Wood and Tool Auction Shaker Heritage Barn
September 25, 2003	Bus Trip to Harden Furniture Factory
October 9, 2003	Fiske Fund Recipients Recent recipients who have completed their courses or classes funded by the Fiske Fund will make presentations on their projects. Shaker Meeting House
October 25-26, 2003	"Totally Turning" Symposium Sage College
November 13, 2003	"Decorative Techniques in Woodworking," - Charles Shackleton, Bridgewater, VT Fiske Memorial Lecture, Unitarian Church, Schenectady
December 11, 2003	Family Night Location and time to be announced
January 8, 2004	"Dust Collection Systems" - Panel Discussion Shaker Meeting House
January 23-24, 2004	Woodworking Weekend Sears - Colonie Center
March 11, 2004	"Veneering" Shaker Meeting House
March 27-28, 2004	SHOWCASE 2004 Saratoga Springs City Center
April, 2004	Home Workshop Tours Dates and locations to be announced
May 13, 2004	"Segmented Turnings" Shaker Meeting House

SPECIAL INTEREST GROUPS

SPECIAL INTEREST GROUPS (SIGs)

Meetings are held at the Curtis Lumber Company conference room on Route 67, Ballston Spa. Details of specific events will be carried in the newsletter.

Adirondack Woodturners Association - The AWA is active throughout the year. Meetings are every first Wednesday of the month (except in January and July when it is the second Wednesday). Beginners' sessions begin at 6 pm; the main program at 6:30 pm. Saturday "Learn and Turn" sessions are also scheduled.

www.woodturners.org

Contact: Ken Evans 753-7759 or Kevans1@nycap.rr.com

Carver's Guild - Meets second and fourth Wednesday of the month at 7 p.m. Contact Bill McCormack 233-7260.

Scroller's Guild - Meets the third Wednesday of each month at 6 p.m. Contact Jean Aldous 893-2273 or AMJAMTAT2@aol.com

CHAPTERS

NWA Mid-Hudson -The chapter meets at 7:30 p.m. on the third Thursday, except July and August, at the Central Hudson Electric Company Community Center, Route 28, Kingston. Contact: Joe Mikesch 845-687-4285

NWA Sacandaga - The chapter meets at 7 p.m. on the second Wednesday of each month at Mayfield High School in the woodworking shop. Park by the section of the building that protrudes further into the parking lot and enter the nearest of the (5) doors. Contact: Gary Spencer 863-6433.