

WOODWORKERS NEWS



Northeastern
Woodworkers
Association

November 2012, Vol. 21, Number 9

November Meeting

NOTE: The meeting is at a different place

*Thursday, November 8, 2012 7PM
Clifton Park Senior Center
Vischer Ferry Road, Clifton Park, NY*

The Toxicity of Wood

By Herm Finkbeiner

Anne Lee to give the 2012 Fiske Memorial Lecture

Most woodworkers are vaguely aware that some woods may be dangerous to their health, but few realize that the even the most common woods can be of concern. In addition to fungal and mold infection of the wood there are even northern temperate zone woods that require an awareness of their potential health hazards. Even so common a species as walnut is dangerous to some people.

Anne Lee has made a study of wood toxicity and will share her knowledge with NWA members.

Anne is a graduate of the Pennsylvania State College with a B.S. in Environmental Sciences. After having gone through ROTC, she joined the US Army and was an officer for 7 years in the Medical Service Corps. She became a Maryland Master Gardener in 1998 and served as both President and Vice-President. She joined the International Wood Collectors Society (IWCS), with her husband Art, in 2000. Her interest in toxic woods first started with poisonous plants. Upon joining the IWCS and reading the Useful Woods of the World (Vol 1), she became intensely interested in wood toxicity and how it affects woodworkers. 🐾



Liam O'Neill Woodturning Demonstration on October 3rd

By Nick Kolak

On October 3rd, our membership was given a real treat and it isn't even Halloween yet. Our guest turner was Liam O'Neill, coming all the way from Ireland while visiting our countryside. Liam is one of those 'intrepid' woodturners who is challenged by thinking outside the box and who dares to devise and utilize techniques that can easily be classified as foreign to the conventional world of turning. By 1997, he had designed and built a huge outdoor lathe to make large sculptured vessels for display outdoors. In pursuing this body of outdoor work, the challenges of scale and technical complexity were not for the faint of heart. In sculptural and woodturning terms, Liam's journey in woodturning has taken him into new dimensions. You can view his work at <http://www.liamoneill.com/index.html>.

The NWA/AWA membership started arriving early during lunchtime to reserve a seat for the 'show' that would begin at 1:00 pm. The audience (approaching 60) was amazed and wide-eyed to see the instructor bolt an electric chainsaw to a tool rest which he had modified for the lathe. Perhaps of equal interest was the 35 pounds of green pine (11"x11"x16") awaiting its fate.

Throughout the afternoon, Liam explained the orientation of the chainsaw blade as it is presented to the wood blank so as to maintain a safe operation. In mounting the pre-drilled chainsaw bar to the tool rest, a beveled wood spacer is sandwiched between the chainsaw bar and the tool rest and the assembly is bolted firmly together with two half-inch bolts. The wooden spacer has the effect of causing the chainsaw bar to tilt perhaps 15° from vertical which allows for a safer operation and a smoother cut. The

Continued on page 2

OFFICERS

President - George Rutledge
gnarus@verizon.net

Vice President - Karen Arkison
nydivergirl@earthlink.net

Secretary - Kitty Scharl 765-3189
crowridge@nycap.rr.com

Treasurer - Austin Spang 393-2859
spang@nycap.rr.com

Past President - Dan Tipton
reallybigdan@verizon.net

Historian - Wayne Diston 674-4171
wdistin@nycap.rr.com

Executive Secretary - Charlie Goddard
370-0388 Cgodd@aol.com



CHAIRPERSONS

Mid-Hudson Chapter

Bob Boisvert, President - 845-298-0454
greenwd1@verizon.net

Sacandaga Chapter

Co-Chairpersons

Clyde Cheney - 661-5138

Ray Laubenstein - 863-6071

RLAUB@Roadrunner.com

Education

Stan Blanchard

stanleywblanchard@gmail.com

Tom Moran

tmoran9@hotmail.com

Youth Programs

Wayne Diston - 674-4171

wdistin@nycap.rr.com

Fiske Fund

Brian Walsh

b_p_walsh@hotmail.com

Hospitality

Lew Hill

ssrhill@aol.com

Library

Darrel Welch - 477-8431

ydwelch@fairpoint.net

Membership

Joseph Bucci - 489-3719

josephbucci@nycap.rr.com

Programs

George Rutledge

Publications

Wally Carpenter - 434-1776

c.j.carpenter@earthlink.net

Publicity

OPEN

Showcase Chair

Ken Evans - 753-7759

kevans1@nycap.rr.com



UNLESS OTHERWISE NOTED, PHONE
NUMBERS ARE IN AREA CODE 518

Liam O'Neill Demonstration

Continued from Cover

lathe was never turned on as some folks may have thought. Instead, the wood blank was turned slowly by hand to allow the chainsaw to do its work. After 1-2 complete revolutions of the wood blank, the chainsaw-tool rest assembly was repositioned. These steps were repeated continuously while the outside of the blank took on a graceful curve. For hollowing out the interior, the chainsaw-tool rest assembly was positioned so that the tip of the blade was at the centerline of the lathe. These steps permitted fast removal of wood with a volume of shavings above ankle height. Liam then drew a graceful pattern on the side of the 'vessel' and, having removed the chainsaw from the tool rest, proceeded to carve out the side. The audience was amazed at the skill of the instructor in completing the sculptured form. All that remained was to power sand the surface and apply his favorite finish - Danish oil.

Starting with a smaller piece of pine (9"x9"x16") for his next demo, Liam roughed out the exterior of the form using the chainsaw. He then switched to the "more conventional" bowl gouge to turn and refine the exterior shape for use in making a table lamp. Liam's goal was to demonstrate to the audience that a piece of pine, or other readily found softwood, usually shunned by turners, can be transformed into a work of art. The membership then followed Liam outdoors where he proceeded to 'flame' and 'char' the exterior of the table lamp using a propane torch. In the next step, since #2 steel wool was not available, he gently removed the excess carbon material using a brass wire brush. The loose carbon was brushed off to reveal the harder portion of the darkened growth rings which were gently elevated with respect to the softer valleys of the annual rings. The goal was to achieve a black, sand blasted grain finish. The use of pine concluded the afternoon session.



With 52 members attending the evening session, the program consisted of turning a small lidded box using spalted beech. Liam showed how to minimize the width of the cut between the lid and body so as to keep the grain matching



Liam O'Neill Demonstration

Continued from Page 2

as closely as possible. A day prior to the evening session, he glued a piece of African blackwood, a contrasting wood, into the body of the box to provide a shoulder into which the lid would fit. Liam demonstrated the ability of an experienced woodturner to produce a close fit which created a 'pop' when the lid is removed from its base. When the audience cheered when hearing the first 'pop', Liam jokingly admonished them quickly, saying, "Wait! Not yet! I am not finished." He was implying that he could be jinxed into producing a loose or sloppy fit which wouldn't do. Of course, the 'popping' feature was maintained. In finishing the piece, Liam stated that he uses a finishing product in Ireland that is not available here in the United States. So, he is always on the lookout for finishing techniques and products over here that we use locally and which are readily available to us. In this instance, one of our very own, Stanley Blanchard (a.k.a. Sidney), stepped forward to demonstrate how he applies a two step process utilizing "Triple E" and "Shellawax". The application was simple and led to a super smooth surface and eye-popping spalted grain. It was a stunning lidded box that anyone would cherish.



[Photography supplied by Stan Blanchard, Chris Stolicky & Nick Kolak]

WOODWORKERS NEWS is published by the Northeastern Woodworkers Association for its members. The Association's aim is to provide a common meeting ground for lovers of woodworking who want to know more about wood and the techniques for forming it. The newsletter is published monthly. It is assembled in InDesign CS3 on an iMac, duplicated by Shipmates, and mailed to more than 1,000 addresses.



Your next issue of
Woodworkers News
will be published
in early December
Copy deadline: November 15
Wally Carpenter, Editor
(518) 434-1776
c.j.carpenter@earthlink.net
Elizabeth Keays Graphic Artist
Designer



WEBSITE(S)
www.woodworker.org
www.nwawoodworkingshow.org



NWA maintains two websites, the first noted here operates continuously. We also offer selected links to other sites of interest to our membership. Webmaster - Kurt Hertzog
kurt@kurthertzog.com

The second site operates from January 1 to May 30 and carries specific information about SHOWCASE.



**NORTHEASTERN
WOODWORKERS ASSOCIATION**
P.O. BOX 246
Rexford, New York 12148



CHAPTER NEWS

Mid-Hudson News

By Wally Cook

The Mid-Hudson Chapter's fourth annual woodworking show was held October 13 at the Hurley reformed Church. Over two hundred items were displayed inside, and an outdoor demonstration covered 'Logs to Lumber'--the process of turning raw logs into dimensional lumber.

In addition to the indoor displays, Chuck Walker performed a demonstration of preparing and using hot hide glue. Scroll saw artists Jack Collumb and Bob Boisvert made Christmas ornaments. The make-a-pen station was popular, while other turners showed the process of making larger items. Thanks to Keith Tompkins, John Franklin, Carl Ford, Matt Clarke, Remco Krafft, Joe Benkert, Ron Mower, John Tenuto, Phil Whittington, and Ralph Zimmerman for helping with the woodturning demonstrations.

George Norton ran the portable sawmill on the grounds, processing several logs into very thin as well as thick planks. A planer was on hand to further mill the wood. Fred DuBois handled the used equipment sales tent. Many thanks to all the other chapter members for helping at the sales, raffle and ticket stations!

The People's Choice award went to Brad Conklin for his carved (not turned) bowl and stand.

As always, door prizes and raffle items were offered. The winners of this year's prizes were:

Door Prizes.

1. Rev. Dr. Robert GramFretwork – Face of Jesus
2. Jacquie Donahoe – Spoon Bill
3. Rich Wall – Cutting Board
4. Marlin Klinger – Two Turned Pens

Raffle Items

1. Bob Lee – Large Table
2. Jean Benkert – Small Table
3. Carl VanWagenen – Pair of End Tables
4. Hellen Wallace – Rocking Chair
5. Jim Lee – Plant Stand
6. Don Moyer – Jewelry Box
7. Joe Kennedy – Turned Bowl
8. Debbie Lee – Turned Bowl
9. Mona T/George N – Turned Bowl



Brad Conklin won People's Choice for his carved bowl and stand



Joe Boek's bird carvings underlined his mastery of technique



Ticket-takers Phyllis Wohlfield and Pete Chast tally the receipts



Dap Cole's tiered table and Joe Mastro's cherry side table show different approaches with pleasing results

CHAPTER NEWS

Sacandaga Chapter

By Gary Spencer

Our October meeting was a great success. George Rutledge put on a great program on "Sharpening of Everything". His talk included wood plane sharpening, chisel sharpening, wood carving tool sharpening and lathe tool sharpening. The session was well attended and created much interest in those present.

The Chapter thanks George for this outstanding program and for his willingness to share his many years of woodworking experience with the Sacandaga Chapter.

Our program for November 14th will feature multiple presenters who will cover the multiple sides of wood carving. Jon Karl, Emie Balch, and Ray Gannon have put their carving skills and knowledge together to bring us a fascinating program.

JON KARL: Will cover the many aspects of Chip Carving and how to prepare for this style of wood carving.

EMIE BALCH: is a hand carver, a CO2 laser carver and a CNC carver who will cover various materials for carving and the various methods for working them. Emphasis on transferring thoughts to carving will be presented.

RAY GANNON: Will cover carving in the round and relief carving and examining the gathering of subject reference materials and the place of artistic elements in the final structure of the carving.

If there is anyone that is contemplating trying their hand in some form of wood carving this is the program for you!

We will still have a show and tell and hope many of you will bring something to show. We will still have 50/50, and door prizes so come on out.

Our regular monthly meetings are the second Wednesday of each month and begin at 7:00 P.M. Our next regular meeting will be November 14th, 2012. We will meet at our shop at 55 2nd Avenue, Mayfield, NY. Come visit.

For Directions or information contact:
Ray Laubenstein - 863-6071
Clyde Cheney - 661-5138
Gary Spencer - 863-6433

NWA Education

By Tom Moran

November will be a busy month at the Mustang Shop. Here is a list of the class activities we have scheduled for November. Watch your Email for registration information. If you don't have Email and would like to register then send your Name and Telephone Number to:

NWA Education
PO Box 246
Rexford, NY 12148

Class

Make Your Own Wooden Hand Plane
Native American Flute Making
Introduction to the Router

Marquetry
Turning Demo Workshop
Turning Hands-on Workshop
Toy Making
Gold Leaf Demo
Gold Leaf Hands-On
Peppermill Demo / Workshop

Instructor

Tom Osborne
Eric Marczak
Dave Mobley &
Jon Cochran
Clark Pell
Doug Fisher
Doug Fisher
Warren Stoker
Giles Gilson
Giles Gilson
Mike Kratky

CLASSIFIEDS

For Sale

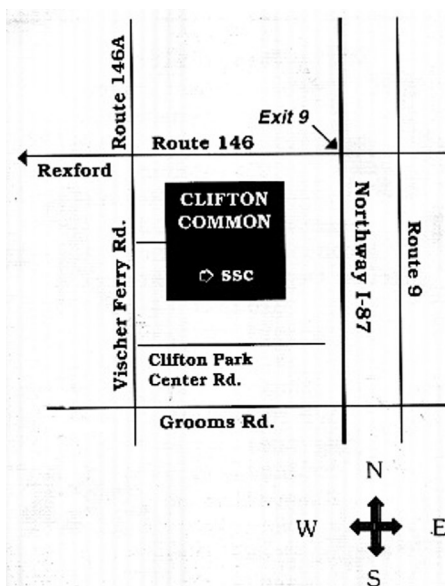
Delta Hollow Chisel Mortiser: Model 14-650 Type 2.
Includes 5 chisels 1/4" - 1/2" and 2 chuck keys.
Excellent condition, used twice.
Price: \$225.
Contact: Bernie Shafarzek, 518-869-0759

Visit the
Northeastern
Woodworkers
Association
Website at
www.woodworker.org





Northeastern Woodworkers Association
P.O. Box 246
Rexford, New York 12148-0246



November Meeting

Thursday, November 8, 2012 7PM
Clifton Park Senior Center
Vischer Ferry Road, Clifton Park, NY

GENERAL MEETINGS AND SPECIAL EVENTS

For meeting cancellation
information,
call Ken Evans 753-7759
or Charlie Goddard 370-0388

December 13
Family Night

January 10
Circular Blades

February 14
Finishing

March 14
Canoe

April 11
Basic Tools to Start Your Shop

May 9
Election of Officers

SPECIAL INTEREST GROUPS

SPECIAL INTEREST GROUPS (SIGs)

Adirondack Woodturners Association - The AWA is active throughout the year. Meetings are every first Wednesday of the month (except in January and July when it is the second Wednesday), and are held at the NWA Learning Center located at 1 Mustang Drive, Cohoes, NY (This is just off Rte 9 at the light at Fonda Road) from 6:30 PM to 9:00PM. Wednesday "Learn and Turn" sessions occur on all other Wednesdays at the NWA shop, 1 Mustang Dr. These sessions run 6pm-9pm except on AWA member meeting nights as described above.
www.adirondackwoodturners.com Contact Ken Evans, 518-753-7759 or kevens1@nycap.rr.com

Scroller's Guild - Meets on the first and third Thursday of the month at The New Shop on Mustang Drive, Latham. A beginner's session starts at 6:30 PM followed by a general meeting at 7:00 PM. Contact: Jeanne Aldous at AMJAMtat2 or Barbara Nottke at scroller87@aol.com or 869-6268.

Kaatskill Woodturners - Meets the second Wednesday of each month at 7 p.m. at the Opdahl property in Hurley. Contact Matt Clark, (845) 454-9387.

NWA Crafters - Meets every Saturday and Tuesday, from 9:00 am until noon at NWA Shop at 1 Mustang Dr. Our general purpose is public service work for various charitable organizations, including the Double H Hole in the Woods camp for children and recently the GE Elfuns toy mods group. We strive to foster a learning environment for our members through the projects we work on and the informal training/learning sessions given by and for our members. Sharing fellowship and relating experiences are a major part of our sessions. Contact Dave Axton (518) 237-6942, daxton@nycap.rr.com, Wayne Distin (518) 674-4171, wdistin@nycap.rr.com Steve Schoenberg (518-371-1260), sschoen1@nycap.rr.com. for more information.

The NWA Wood Carvers SIG - Meet each Thursday at 5:30 p.m. until 9 p.m. all year except the 2nd Thursday of each month at the learning ctr. Our programs are determined at the previous weekly sessions, discussions start at 7PM. Our goals are to promote the art of Wood Carving. We assist with all carving matters. Individual private sessions are available Wednesday evenings by appointment only. All beginners are encouraged to attend often, as we will assist with 100 % of your needs. We offer the wood, tools, patterns and the how to carve training as you need it. NWA WC operates a carving tool crib for all to borrow tools.
Contact Ray Gannon. LoRayG@Gmail.com

CHAPTERS

NWA Mid-Hudson -The chapter meets at 7:30 p.m. on the third Thursday, except July and August, at the Hurley Reformed Church. The Church is just off the the Hurley exit from Rte. 209. Right at the exit, right at the stop sign and left into the Church parking area. Contact Pete Chast, pchast@francomm.com.

NWA Sacandaga - The chapter meets at 7 p.m. on the Second Wednesday of each month at 55 Second Avenue Mayfield, NY (our workshop) If you are in Mayfield at Stewarts on RT. 30, just go two blocks toward Gloversville and turn left one block to first road on right. That's It! Contact Gary Spencer, 863-6433