

WOODWORKERS NEWS



Northeastern
Woodworkers
Association

May 2017, Vol. 26, Number 5

May Meeting

My Friend Henry – Mike Mascelli

Thursday, May 11, 2017 7:00 PM

*Shaker Heritage Society Meetinghouse
Albany-Shaker Road, Albany, NY*

By Wally Carpenter

The story of the tool chest of Henry O. Studley has become a true legend in the world of woodworking since it was featured on the back cover of *Fine Woodworking* magazine a generation ago. Thanks to the efforts of Don Williams, retired Senior Furniture Conservator at the Smithsonian, the tool chest which is now privately owned, was re-discovered in 2014, and with it came the permission to do a book and a formal exhibit. The book, *Virtuoso, The Tool Chest of Henry O. Studley*,



was published to coincide with the exhibit of the tool chest and its bench in Cedar Rapids in 2015.

Mike Mascelli worked with Don on this project and in the course of the research the one and only photograph of Henry revealed a striking resemblance. For the three hectic days of the exhibit Mike got to portray Henry and relate the few details of his personal life that were known at the time. Since then, Mike has undertaken much additional research to attempt to fill in the gaps of Henry's biography and answer some of the many questions that surround the creation of this American treasure, such as:

- When did he build it?
- Where did he build it?
- How long did it take?
- What kind of man was he?

Mike will present an entertaining slide talk with numerous props that will trace Henry's life from birth, through his 82 years, with all of the available historical facts, as well as some scholarly suppositions, as he follows Henry from the rural 1830's through the Civil War, World War I, and into the Jazz Age.

Mike is an NWA member, and frequent Showcase presenter who genuinely enjoys presenting the fascinating story of his "friend".

Thank You! Thank You! Thank You!

by Peter K. Lofrumento

Once again our NWA Members rose to the occasion to help one of our Charity Partners, the GE Volunteers, with their **"Enabling Switches Project"** AKA **"The Button Project"**. This year's effort was a grand success! Our NWA Turners from all over turned 300 button bases to keep the GE Volunteers supplied with inventory for another year. Special thanks goes out to the Monday Night

Turners, coordinated by Pam Bucci, who accepted the challenge to make the 300 buttons.

As you know, these buttons are the bases that the GE Volunteers use to fabricate Enabling Switches to help our Capital District's physically challenged youth function in their daily lives. NWA is proud to be a part of this worthy project.

April 13, 2017 General Meeting

By Susan McDermott

Announcements:

- Charlie Goddard stated the NWA Store earned \$3200 at Showcase.
- Wally Carpenter reminded members that elections for NWA officers takes place in May11 General Meeting. Two candidates were named: Joe Pelcher for Vice President and Ron Roberts for Treasurer. Others can be nominated with prior consent of the nominees. NWA thanks Lee Hilt for his years as Treasurer.
- Peter Lofrumento informed the audience of the New Members Orientation Sunday at noon to meet SIG leaders at 15 Solar Drive
- Dick Flanders appealed to experienced members to teach (or team teach) classes in any wood working skill at any level. Bringing outside instructors in is very costly, and we have members with skills that equal the experts'. See Dick, Wally or George Jones.

Guest Speaker, Rick Angus on Twice Turning

Dave Mobley introduced Rick Angus, a master turner, whom Dave has known from NWA workshops since the 1990's.

Rick demonstrated turning wet, raw wood cut from a tree into a rough bowl.

He said wet wood turns easier, but as it dries, the round bowl shrinks into an oval as grain directions contract at different rates. Thus, a second turning to correct the rough turned oval is necessary after the piece has dried for several months.

Rick stores the rough bowl in a brown grocery bag which slows the drying process to four or five months and prevents cracking from too rapid shrinking.



Rough cut ready to dry

Rick showed how to locate the center of the wood chunk on the pith line to set the lathe's spur drive. He uses a two spur drive for rough work and a four spur drive for the finer turning.

The first turning is done at 200-400 rpm, and his bowl gouge is used for the entire first turning, outside and inside. After turning the outside, Rick mounts the base or foot of the bowl inside the chuck's jaws and cuts steps from the face to the center with the same bowl gouge: "anchor, bevel, cut," he chants. He removes the bowl, inserts a round piece of wood inside the bowl, and remounts the bowl to the lathe. He cranks the pin to the dead center of the foot to cut off the protrusion.



Second cut



Before and after



Rick's tools

OFFICERS

President - Wally Carpenter
c.j.carpenter@earthlink.net
434-1776

Vice President - Dick Flanders
rflander@nycap.rr.com
(h)393-5215 or (c)461-7339

Secretary - Nancy Reilly
nreilly@nycap.rr.com

Treasurer - Lee Hilt
Jamtgs@earthlink.net

Past President - John Heimke
heimkejohn@nycap.rr.com

Historian - Wayne Distin
wdistin@nycap.rr.com
674-4171

Executive Secretary - Charlie Goddard
Cgodd@aol.com
370-0388



CHAIRPERSONS

Mid-Hudson Chapter

Jim Lee, President - 845-417-5368
dlee1963@aol.com

Sacandaga Chapter

Gary Ratajczak, President - 852-1204
Gary.ratajczak@gmail.com

Banquet

Rich Noll - 410-3112
rich.noll@ads-pipe.com

Education

George Jones
nwaeducation@gmail.com

Youth Programs

Wayne Distin - 674-4171
wdistin@nycap.rr.com

Fiske Fund

John Kingsley
jkingsley1@nycap.rr.com

Hospitality

Lee Hilt
Jamtgs@earthlink.net

Library

Irv Stephens - 273-4843
irvstephens@gmail.com

Membership

Peter Lofrumento
nwamembers1@gmail.com

Programs

Dick Flanders
(h)393-5215 or (c)461-7339
rflander@nycap.rr.com

Publications

Susan McDermott - 438-1909
s.mcdermott@hvcc.edu

Publicity

John Olenik - 587-0306
jolenik@nycap.rr.com

Showcase Chair

Wally Carpenter - 434-1776
c.j.carpenter@earthlink.net



UNLESS OTHERWISE NOTED, PHONE
NUMBERS ARE IN AREA CODE 518

Message from the NWA President

By Wally Carpenter

We just completed our 26th Showcase event with hundreds of our membership and friends of members who worked tirelessly to accomplish this amazing task. I'd like to devote this message to Showcase and its importance to NWA.

The wisdom of Herm

It was Herm Finkbeiner's, one of our founding members, desire to bring our members together in a program. This project would cause us to work together independent of our woodworking disciplines and to appreciate our individual skills in a collective way.

Showcase was that event and remains so today after 26 years.

It becomes clearer the longer we are in NWA, the greater the wisdom of Herm's idea. To say I am proud to be associated with this event would be a significant understatement, especially as I was asked to take over as chair from Ken Evans after his 17 years in the role. The dedication and efforts of the many hundreds of you that make this event even greater than what Herm envisioned is almost beyond words. It made it an easy decision to say yes knowing I would have your support.

In more recent years, Showcase and Totally Turning combined in purpose, location, and timing resulted in the amazing educational event we see and enjoy today.

Teamwork

There are many aspects of our event that require all teams to be functioning well, and you do! I wish each of you could see the efforts of teams like the set-up and break-down teams that create this event.

I won't name names but you know them. Do you know we are the only program at the Convention Center that does all of its own work? Everyone else hires this work out at huge expense. Volunteerism

keeps our costs down which then allows us to keep our entrance fees down. Amazing how that works!

Many of our customers attend year after year. They come to expect certain features while looking forward to something new and interesting as well. You, our members, ensure all parts are running well and work to provide an interesting and educational experience. This includes providing quality vendors, quality presenters, and youth training in toy and pen making. One area very much in each



The Volunteers behind the scene

WOODWORKERS NEWS

is published by the Northeastern Woodworkers Association for its members. The Association's aim is to provide a common meeting ground for lovers of woodworking who want to know more about wood and the techniques for forming it. The newsletter is published monthly. The newsletter is available online at www.woodworker.org



Your next issue of
Woodworkers News

will be published
in early June

Copy deadline: May 15
Susan McDermott, Editor
(518) 438-1909

s.mcdermott@hvcc.edu
Elizabeth Keays Graphic Artist
Designer



WEBSITE(S)

www.woodworker.org
www.nwawoodworkingshow.org

Webmaster - Kurt Hertzog
kurt@kurthertzog.com



**NORTHEASTERN
WOODWORKERS ASSOCIATION**
P.O. BOX 246
Rexford, New York 12148



member's direct control is our quality as well as quantity of pieces shown in the exhibit area. While we saw a reduction in quantity this year, the quality is always there. Let's get started on those pieces now for next year.



Bring in those heavy benches!



NWA Store brought in \$3200



Set up before Showcase Vendors' area

Changes


There ARE aspects of our event which Herm and others did not envision, and this is changing the dynamic of our event. It's through no prediction of anyone that we see these changes affecting our show. Our world has become much more global in a very real way. This is not a bad thing or a good occurrence. It's simply the way it is. It affects buying habits, educational opportunities, and even our viewing of outstanding pieces of worked wood.

Knowing this, provides a new opportunity for us as members of NWA to regroup and ask ourselves how we can help continue the success of Showcase and Totally Turning. I know there are many of our members who are much more aware of community technology, and we need your help to keep Showcase and Totally Turning vital for ourselves and our customers.

Again, Herm's purpose for this event is still very valid. It draws each of us together under a common purpose of building relationships across our membership.

SHOWCASE 2017

FURNITURE



RAFFLE

TO ALL 2017 SHOWCASE VOLUNTEERS

Thank you to all the NWA Members, families, friends, and the Patriot Guards Riders who volunteered to work the 789 positions needed to accomplish the 2017 Showcase and Totally Turning Symposium. Your continuous cooperation prior to, during, and post events made the 26th Annual Showcase and TT Symposium a great success. Your friendly and helpful presence made this event an unforgettable experience to all attendees and participants.

Truly,
Kenneth and Maria Witkins, Volunteer Coordinators

TURNING




CARVING



SMALL BOXES



MUSICAL INSTRUMENTS



WEAVING AND SPINNING



HAND CRAFTED BOATS



DEMONSTRATIONS & LECTURES



SCROLLERS



CHILDREN'S ACTIVITIES



PLANES





VENDORS



Chapter News

Mid Hudson Chapter News

by Wally Cook

You-Too (b): Karl Hastings presented a discussion of the 'YouTube Woodworker Movement' – or how to navigate the rich trove of visual learning for woodworkers which exists on YouTube. With the plethora of material being uploaded to the web, it is often confusing as to which videos to select to play, leading to a 'paralysis of choice'.

Videos uploaded to YouTube are completed for a variety of reasons, including the desire for

income (small payments for numbers of views), notoriety, sharing, or simply promoting a 'lost art'. The problem is that the motives of the producer are not always disclosed – and the quality or authority of the presenter vary markedly. Some videos are simply 'click-bait', promising more than is delivered in hopes of attracting page views.

Karl described a taxonomy which he uses to describe styles of video:

1. **Instructional:** These video clips are generally narrated and break down the steps necessary to complete a project. They usually have clear learning points which are communicated at the beginning of the video and reviewed at the end. Karl finds such treatments better than their print version because the graphic presentation is more descriptive and the personality of the presenter and the context of the work is richer. Obviously, these videos are preferred.
2. **Idea Generation:** May have less structured content but show or describe a working model or an approach which is put out as a strawman for additional thought and improvement.



Karl Hastings provided an approach to sort through woodworking YouTube videos

3. **Simply Voyeuristic:** Exemplified by the type of video which is a clip of a person doing work, but lacking a stated purpose or content organization. These videos may have entertainment value, but are the least effective learning events.

Many woodworking organizations are now attempting to vet video clips in order to raise the standard of the material available for viewing. Karl recommends the approach of finding sources that are consistently produced and display effective presentation skills. Once identified, there are methods to notify the viewer's phone when new videos are released by your favorite folks. Karl's starter list of favorite channels/producers include:

- Paul Sellars Woodwork
- The Wood Whisperer
- Matthew Cremona
- Renaissance WW
- April Wilkerson DIY
- Matt Vanderlist
- Chris Salomone
- Frank Howarth
- Matthias Wandel

Bylaws Change: The chapter voted to amend the bylaws to allow the executive committee to change the time or location of the monthly meeting, if conditions warrant such action. The change allows flexibility when necessary.

Chapter Dinner: The chapter dinner is scheduled for May 6 at Roudigan's Steak House. Cost is \$30 per person. Bob Boisvert will be honored as chapter Member of the Year. Come and have a great time! Reservations are needed – call Vince Guido at 845-331-6302.

Upcoming: Wally Cook will present a short talk on 'Woodturning Genealogy' at the April 20 meeting.



Bob Boisvert's 3D Scroll saw work

Kaatskill Wood Turners

By Wally Cook

Groovin’: Carl Ford presented a primer on carving and texturing hollow forms and platters. Carl always comes prepared to elaborate on technique, tooling, and shop made fixtures – and this demonstration was no exception. Since Carl has posted a detailed write-up at his website, this article will focus on tooling and shop made aids.

First, Carl acknowledged the influence of Al Stirt on his work from the perspective of both style and approach. In

addition, Carl’s work features the use of black gesso or milk paint on the surface to be carved. He has a preference for power carving

on round objects, due to the difficulty of control when carving across the grain.

In that regard, he demonstrated three interesting tools:

1. **Ryobi DC500 Detail Reciprocating Power**

Carver: The benefit of the Ryobi carver is the added control in cutting cross grain. Carl uses a ‘vee’ gouge at the high speed setting. Flex-cut makes a set of detail gouges that fit in the Ryobi which vastly improve the effectiveness of the cut. Please note that Ryobi has discontinued this product, but it is occasionally offered in used condition on sites like eBay.

2. **Dremel Rotary Tool with blower:** The Dremel offers a fan blade-like attachment which mounts behind the burr. The benefit is that it allows better vision of the carving path; a drawback is that it slightly limits the angle with which you can address the wood. Carl carves a ‘vee’ groove using the square cylinder burr or the inverted taper cone laying at an angle to the line being incised. (As Carl notes: the quality of burrs differs within the same product, so test to be sure they run true).



A sample of Carl Ford's power carved and textured work

3. **Flexible Shaft with Bristle Wheel:** The carved surface is never a finished cut. Wood fibers need to be cleaned up. Carl will use synthetic steel wool to “defuzz” the surface, but sometimes further treatment is necessary. Carl loves the interaction of cherry and milk paint: the chemical process darkens the cherry to a bronze color when the milk paint is sanded off the surface. To assist this process, Carl adapted a flexible shaft to fit in the chuck of his lathe. A 3M 120 grit radial bristle disk is mounted in the flexible shaft and is used to soften the carved lines as well as reveal the bronzed surface beneath the milk paint.

Layout of the carved design is a key part of the plan. Carl showed how to use acetate sheets with printed grids to effect spiral designs on a variety of shapes (these sheets are available at most sewing supply stores). He recommended a soft Derwent Graphic 9B Pencil or a Stabilo All 8046 Black Pencil to transfer designs onto the wood surface. Along with several indexed layouts using polar graph paper, Carl brought two shop-made aids:

1. **T-Square for round objects:** Carl got this idea from Al Stirt. It is an adaptation of a T-square that slides along the circumference of a circle, allowing a straight line to be consistently drawn through the center point of the piece. A second aid fits in the center hollowed portion of a bowl, while an arm sets a straight line through any radius of the circle. The latter tool also works with eccentric layouts. Both tools can use acetate templates to mark curved arcs.




Carl shows the shop made flexible shaft rotary wheel

2. **Vacuum vise for carving.** In order to hold the piece to be carved, Carl made a vacuum chuck that fits into a mobile work station. This arrangement makes it easy to securely hold a variety of shapes when two hands are needed for carving. In addition, gimbalbed carving chucks were discussed with kudos given to Trent Bosch's product and an alternative shop made device made by Nutmeg turner Don Metz.



An Al Stirt inspired T Square and acetate sheet used to lay out the design



Carl's vacuum vise for holding work for carving

Carl has a thorough review of power carving and the equipment available at <http://carlford.info/blog/2017/01/power-carving-textures/> -- worth the read!

Upcoming: Finial Design with Steve Sherman – May 10 at 6:30PM. This will mark our return to Wednesday night sessions on each second Wednesday of the month.

What all NWA members should know: Safety Up Date at 15 Solar Drive

By Steve Mapes, Chairman LCOC

Accident Reports

Accident reports must be completed for all accidents that happen at 15 Solar Drive at the time of occurrence whether in the shop or outside on the property. This is required by the landlord. No Exceptions. These forms can be found in the LCOC Info Center on the outside of wall of the Scrollers' Room, opposite the miter saws.

Eye Wash Solution

Is located in the kitchen to the right of the door

Blood Spill Kits

Are also located in the kitchen under the table opposite the door (Orange Home Depot Buckets).

First Aid Kits

Are located in the kitchen to the right of the door, in the Carvers' Room to the left of the door, in the Turners' area on the wall behind the small lathes, and on the end of the storage cabinet to the left of the panel saw.

Defibrillator AED

Is located outside the Carvers' Room. by the door.

Annual Elections to be Held at the May Meeting

By Dick Flanders, NWA VP

In accordance with the By-Laws of NWA, the election of officers will be held at the May 11 meeting. The nominating committee offers the following names for the positions indicated:

Joe Pelcher - Vice President.

Ron Roberts - Treasurer

Additional candidates may be nominated by the membership prior to the election, as long as said candidates have agreed to serve if elected. The By-laws also provide that the current Vice President, Dick Flanders, will become the President for the coming year at the end of the May meeting.

Our President, Wally Carpenter, will become the immediate Past President and as such will serve as a special adviser to the NWA Board of Directors for the coming year.



Kudos to John!

Hand tool SIG's John Olenik had a project featured in this June's *Fine Woodworking*. The photo is of an "Armoire" created in the style of Greene & Greene, made out of Honduras Mahogany, Ebony, Maple and quarter sawn Sycamore. Its dimensions are 60h x 35w x 19d. John says, "The greatest challenge in building this piece was creating the arched frame and panel doors and the corresponding arched face frame. This was done with templates and fine -tuned by hand to achieve a perfect arched reveal. Another challenge was the cutting of the knife hinges for the arched doors which had to be done before assembly while hoping the measurements were correct, again, for the perfect reveal around the doors. The proud Greene & Greene finger joints for the drawers took a lot of patience to achieve a perfect fit and pattern which incorporated ebony plugs into the drawer sides." Congratulations John!

Classifieds

250 b/ft of black walnut boards. Some 5/4 x 10" wide, 6' to 8' long. Some 4" thick x 8" + wide x 5' to 6' long. All air dried, but only cut a year ago. Looking to sell the complete lot for approximately \$1,000.00 total. Robert Ambrosino, 2853 State Highway 30, Gloversville, NY 12078, phone 518-661-5193

Machines for sale:

Dewalt #1350 (by B&D) 10" Radial Arm Saw, S/N 549282
with attachments: Saber Saw #7R125H; Rotary Planer Head #6380; Drill Chuck #1208 (1/16" to 3/8" capacity)
Powermatic Scroll Saw 24", model #95, S/N 295272, (needs slide guide).
Delta 6" deluxe jointer w/stand, Model #37-190, NEW- still has sealer paper on it.
Delta 10" bench saw, model 36-540 type 2, S/N K-9904, ALSO NEW.
Jerry Belisle, 425 Stage Rd., Charlton, NY 12019, phone 515-399-7105

For Sale - Architectural Woodworking Lathe Asking \$1200

I am offering this lathe for sale. I built it in 1981 so I could turn the 42" diameter column capitals that were missing from The Equinox House hotel in Manchester, Vermont. Since then I have turned many column bases and radius moldings of all sizes. Although it was built as a faceplate lathe, I managed to make it convertible to a spindle lathe for column shafts and porch posts. That conversion is easily reversible (2 bolts). I also built a mount that allows the capability to have a router track built that spans the length of a column allowing flutes to be routed.

The principle I used to control speed is called a jack shaft which is mounted on the back of the cast iron pedestal. The jack shaft has two sheaves that are aligned with the main shaft's two sheaves which are connected, one at a time, with a v belt. The one hp 220volt motor is therefore reduced in speed from 3450 rpm to either (approximately) 250 and 500rpm at the main shaft. That speed reduction also allows greater torque.

The pedestal is bolted to two old growth Douglas Fir beams that are in turn bolted to the floor. The pedestal is attached to the wall framing as well. As long as the item that it being turned is centered well, there is little to no bounce to the machine.

Specifications:

Faceplate diameter: 12" • Main shaft diameter: 2 1/2"
Maximum Diameter I have turned in faceplate mode: 42"
Maximum possible (?): 60"

Spindle mode maximum diameter: 16" Maximum length: 10'

Accessories:

3/4" Baltic birch attachment discs of various sizes
Floor stand tool rest • Large diameter calipers (2)
24" double post tool rest with shop made stands
Extra v belts (3) • Porch post mounts • Tail end braces (2)



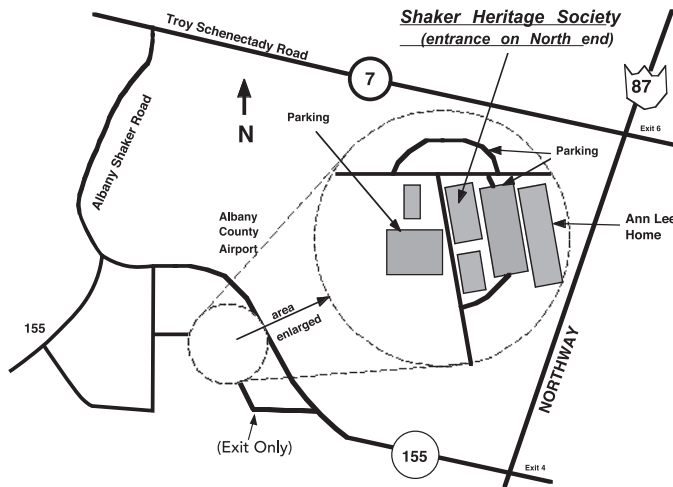
May Meeting

Thursday, May 11, 2017 7:00 PM
Shaker Heritage Society Meetinghouse
Albany-Shaker Road, Albany, NY

2017 MONTHLY MEETINGS

Unless noted otherwise, held at the Shaker Meetinghouse
on the Second Thursdays 7:00 PM)

For meeting cancellation information,
call Ken Evans 753-7759 or Charlie Goddard 370-0388



Save the Date

NWA Annual Banquet

**A date has already been selected,
and reservations made for the
Italian American Community Center,
for Saturday, October 21, 2017**

SPECIAL INTEREST GROUPS (SIGs)

Adirondack Woodturners Association (AWA) - The AWA is active throughout the year. Meetings are held the first Wednesday of the month (except in January and July when it is the second Wednesday), and are held at the NWA Learning Center located at 15 Solar Drive, Clifton Park, NY from 6:30 PM to 9:00 PM.

Wednesday "Learn and Turn" sessions occur on all other Wednesdays at the NWA Learning Center. These sessions run 6:00 PM to 9:00 PM. www.adirondackwoodturners.com **Contact:** Ken Evans, (518)753-7759 or kevans1@nycap.rr.com

Scroller's Guild - Meets on the fourth Wednesday of the month at the NWA Learning Center located at 15 Solar Drive, Clifton Park, NY. A beginner's session starts at 6:30 PM (TBA), followed by a general meeting at 7:00 PM. **Contact:** Jeanne Aldous at AMJAMtat2@aol.com or Barbara Nottke at scroller87@aol.com or 869-6268.

Kaatskill Woodturners - (will now shift to) Saturday mornings at 9:00 AM -- the second second Wednesday of each month at 6:30 until October. at the Opdahl property in Hurley, NY. **Contact:** Wally Cook at wally.cook@gmail.com.

NWA Crafters - Meets every Saturday and Tuesday, from 9:00 AM until noon at the NWA Learning Center located at 15 Solar Drive, Clifton Park, NY. The Crafters provide public service woodworking for various charitable organizations, including the Double H Hole in the Woods camp for children and the GE Toy Modifications Group, and the Make A Wish Foundation. Sharing information, fellowship, and relating experiences are a major part of these sessions. **Contact:** Wayne Distin (518)674-4171, wdistin@nycap.rr.com, Ken Evans (518)753-7759, kevans1@nycap.rr.com, or John Heimke, heimkej@sage.edu for more information.

NWA Musical Instrument SIG - Meets every first Tuesday of the month at 7:00 PM to 9:00 PM at the Learning Center. The purpose of the group is to discuss all aspects of all musical instruments, playing, building, repairing, and history. Meetings involve a show and tell table, a program on an appropriate topic, and lots of member interaction. If you want to be on the email list for notifications, **contact** Ken Evans at kevans1@nycap.rr.com or (518)753-7759 or (518)281-0779.

The NWA Wood Carvers SIG - The NWA Wood Carvers SIG - Meet each Thursday at 5:00 PM until 8:30 PM all year at the NWA Learning Center located at 15 Solar Drive, Clifton Park, NY. The goal is to promote the art of Wood Carving and to have a good time doing it. The only prerequisite is a desire to carve while making new friends. Wood, tools, and patterns are available. **Contact:** Diane Balch (518)338-5637, signs@balchsigns.com

Hand Tool SIG - Meets on the 2nd and 4th Wednesday of each month at 7:00 PM in the Herm Finkbeiner Education Center at 15 Solar Dr, Clifton Park, NY. **Contact:** Dave Parkis for further details: dparkis@nycap.rr.com

Segmented Turning - Meets the first, third, and fourth Thursday of each month at 6:30 PM to 9:00 PM at 15 Solar Drive, Clifton Park, NY. **Contact** Toby Pauly phone 788-7253, e-mail tobypauly@yahoo.com

CHAPTERS

NWA Mid-Hudson - The chapter meets at 7:30 PM on the third Thursday, except July and August, at the Hurley Reformed Church. The Church is just off the the Hurley exit from Rte. 209. Right at the exit, right at the stop sign and left into the Church parking area. John VanBuren, President (845)444-8281 **Contact:** info@midhudsonwoodworkers.org

NWA Sacandaga - The chapter meets at 7:00 PM. on the Second Wednesday of each month at 55 Second Avenue, Mayfield, NY. **Contact:** Gary Ratajczak, President - (518)852-1204