

# WOODWORKERS NEWS



Northeastern  
Woodworkers  
Association

June 2017, Vol. 26, Number 6

## NWA Annual Family Picnic

*Sunday, July 16, 2017, 11:00am*  
*Jonesville Fire Station*  
*953 Main St., Jonesville (Clifton Park), NY*

*By Joe Pelcher*

Sunday, July 16, 2017, starting at 11:00 am, one of the NWA's best social activities will take place at the Jonesville Fire Department pavilion.

We all look forward to this event each year, so lock in the date on your calendars, on your electronic digital devices, and set your reminders, so you don't miss it!

This is a great social event with activities for all - families and children are especially welcome.

Admission is only \$7 for adults, and children under 12 are free. This covers all food and beverages, plus door prizes chosen especially for the children. Of course, another admission fee (non-monetary), is the home made deserts that each family brings along to share. It would not be an NWA event without these delicious items!

Don't forget to bring along your comfortable lawn chairs, so you can enjoy the social circles on the grass under the trees while you meet old and new friends and

discuss all the important things that have taken place since the last gathering.

And bring a Show & Tell item to display your woodworking skills and get ideas from others for new ones to try out. Who knows what may inspire you or others to try making

something new or more challenging as your next project? We all enjoy hearing how you did something a little unusual or especially beautiful and appealing to the eye.

Sharpen and tune your

hand planes and tune up your tape measure racers for those two competitions which are sure to entertain many as they watch or compete in these fun activities.

There will also be bocci, horseshoes, volleyball, and other games to get all involved - either watching or participating.

We expect to have demonstrations by the Turners, Carvers, and Scrollers as well, so there are many things to appeal to all members, families, and children.

See you there!



# Basic Scroll Saw Class

*By Tom O'Donnell*

On May 6th the first of three classes met with participants Bill Swinyer, Fred Tresselt, Stan Blanchard, Shep Salon, Jim Quirk and Bob Degeneff.

The class covered the basics of scroll saw safety, components, blades and history. The hands on practical portion started with basic cuts then moved on to cut a cat, fish and butterfly. Several members also moved on to an intermediate technique of cutting a thin wood Scottie dog.

There will be 2 additional classes on May 20th and May 27th.

For anyone who would like to try scrolling, Tom is at 15 Solar Drive to assist beginners and more advanced members on the 2nd and 4th Wednesday of the month from 6:00 to 8:30 PM.

For those interested in the Basic Scroll Saw class, contact George Jones, the Education Coordinator. If there is enough interest, NWA will run another.



*Scroll saw participant*



*Studios scrollers*



*Scroll saw class*



*Student scroller*

## OFFICERS

**President** - Richard Flanders

rflander@nycap.rr.com

(h)393-5215 or (c)461-7339

**Vice President** - Joe Pelcher

jpelch1@yahoo.com

859 4444

**Secretary** - Nancy Reilly

nreilly@nycap.rr.com

**Treasurer** - Ron Roberts

radczar@frontiernet.net

845-889-4947

**Past President** - Wally Carpenter

c.j.carpenter@earthlink.net

434-1776

**Historian** - Wayne Distin

wdistin@nycap.rr.com

674-4171

**Executive Secretary** - Charlie Goddard

Cgodd@aol.com

370-0388



## CHAIRPERSONS

### Mid-Hudson Chapter

Jim Lee, President - 845-417-5368

dlee1963@aol.com

### Sacandaga Chapter

Gary Ratajczak, President - 852-1204

Gary.ratajczak@gmail.com

### Banquet

Rich Noll - 410-3112

rich.noll@ads-pipe.com

### Education

George Jones

nwaeducation@gmail.com

### Youth Programs

Wayne Distin - 674-4171

wdistin@nycap.rr.com

### Fiske Fund

John Kingsley

jkingsley1@nycap.rr.com

### Hospitality

Lee Hilt

Jamtgs@earthlink.net

### Library

Irv Stephens - 273-4843

irvstephens@gmail.com

### Membership

Peter Lofrumento

nwamembers1@gmail.com

### Programs

Dick Flanders

(h)393-5215 or (c)461-7339

rflander@nycap.rr.com

### Publications

Susan McDermott - 438-1909

s.mcdermott@hvcc.edu

### Publicity

John Olenik - 587-0306

jolenik@nycap.rr.com

### Showcase Chair

Wally Carpenter - 434-1776

c.j.carpenter@earthlink.net



# The Importance of Your Work

*By John Olenik*

NWA has hosted another successful Showcase with the help of dedicated volunteers and, most importantly, with entries and exhibits which are the heart of our show.

Year after year we hear comments from the public about how much they appreciate viewing all the hand made, one of a kind exhibits, which in many cases rises to the level of fine art. Whether it be the furniture, or turnings, or scroll work, carving, intarsia, musical instruments, boats, toys or accessories, all the exhibits of all skill levels provide the wonderful eye candy that people love to gaze upon and wonder how the craftsmen achieved the beautiful results.

This year, after a slow start, and after some begging and pleading, we received enough entries to create a full exhibit hall; although, overall, the number of submissions was down. We received an overflow of smaller exhibits which filled the tables to capacity; however, in the department of larger furniture pieces, we had surprisingly fewer pieces than in previous years. This is an area I would like to address.

Let's start with a basic premise: NWA Showcase is NOT a fine furniture show!

The purpose of our exhibit area is to showcase ALL levels and skills of woodworking, from the novice, to beginner, to intermediate, to advanced and professional. We encourage all our members to bring in their projects, regardless of skill level because the purpose of the exhibit area is to...EXHIBIT...your work and to show and take pride in your achievement! Yes, ribbons are awarded for excellence, but that is secondary to our main purpose. We understand that not everyone is capable of building a magnificent Queen Anne High Boy, but there are many who certainly can build a simple Shaker, or Mission Coffee Table, and that is the point of this article. We want to see your furniture work next year at Showcase 2018!

By exhibiting all levels of work, our "customers" who attend the show have an opportunity to compare skill levels and perhaps may even learn a woodworking trick or a design element from your piece. We have heard too many times, "My work is not good enough to put in the show." Don't sell your self short. Your work IS GOOD ENOUGH because it is your unique creation and deserves recognition.

We need more furniture exhibits for 2018, so start your planning now to bring in your one of a kind creation, join in the camaraderie of the exchange of ideas, and discuss the joys of woodworking. Your work IS important!

## EDITOR'S NOTE

**This is the last newsletter until September.  
We will accept submissions up to August 15, 2017 for the  
September newsletter. Important announcements  
will be e mail blasts during the summer.**

## WOODWORKERS NEWS

is published by the Northeastern Woodworkers Association for its members. The Association's aim is to provide a common meeting ground for lovers of woodworking who want to know more about wood and the techniques for forming it. The newsletter is published monthly. The newsletter is available online at [www.woodworker.org](http://www.woodworker.org)



Your next issue of  
**Woodworkers News**

will be published  
in early September

Copy deadline: August 15

Susan McDermott, Editor

(518) 438-1909

[s.mcdermott@hvcc.edu](mailto:s.mcdermott@hvcc.edu)

Elizabeth Keays Graphic Artist  
Designer



### WEBSITE(S)

[www.woodworker.org](http://www.woodworker.org)

[www.nwawoodworkingshow.org](http://www.nwawoodworkingshow.org)

Webmaster - Kurt Hertzog

[kurt@kurthertzog.com](mailto:kurt@kurthertzog.com)



**NORTHEASTERN  
WOODWORKERS ASSOCIATION**

P.O. BOX 246

Rexford, New York 12148



# Message from the NWA President

*By Wally Carpenter*

As your most recent NWA Past President, I want you to know it's been my honor to serve in the role as your President this past year.

As I reflect on the events of the past year, the first and last things that come to my mind are all the support by so many of you. In this position you get to see so much of the voluntary dedication that keeps this organization whole. I thank you more than you know.

It's important for us to constantly remember why we are part of NWA. We join to learn and be among like-minded people who share an interest in woodworking. Once we join we hopefully find members of similar areas of interest and seek them out to learn, and ultimately, we share our knowledge in the form of teaching others, displaying our new skills in wood, or other such ways. NWA also opens new forms of woodworking to raise awareness from carving, scroll saw, and intarsia. NWA continues to serve us well in many varied ways.

We are each given opportunities to develop not only our woodworking skills but also our organizational skills and service to other groups in the process. Our founding leaders, as with many of our NWA leaders today, are focused on how to provide each of us training in a manner that best suits our needs. Each of us bring our own unique sets of skills and training from our jobs and families. It is this set of talents that can make us stronger and ensure the health of our group.

Conflicts are inevitable as we have differing views of how to achieve a goal. I'm convinced that if we work together and place our energy on goals and objectives, and if we treat each other with the respect each of us deserve, we can eliminate such conflicts.

Finally, I am reminded that in this age of immediate accessibility to the Internet of things, we have a unique opportunity to provide a safe and educational method of teaching which remains very relevant to our membership. Losing an appendage is still a very permanent result of not understanding a task or a lapse in focus. There are many safe approaches to the same task and an infinite number of the other. By being open to learning, we will ensure our members, new and old, have the best opportunity to enjoy many years of woodworking.

Again, my thanks to all of you for this past year's opportunity! Dick Flanders and Joe Pelcher are good people of high integrity in a world that suffers from too little of it.

I will now focus on my new assignment as your Chair of Showcase. With what I already know of your volunteer spirit, we can only continue to be successful.

# NWA General Meeting May 11, 2017

*By Susan McDermott*

The meeting led by outgoing President Carpenter began with the election of Joe Pelcher as NWA Vice President and John Roberts as NWA Treasurer.

Richard Flanders assumed the position as the new NWA President, and Wally Carpenter will be 2018 Showcase Chair, replacing Ken Evans.

Members applauded Wally Carpenter's outstanding service as NWA President, but he is hardly free of NWA responsibilities!

Ira Stephens has volunteered to be the NWA Librarian and Rich Noll the Annual Banquet Chair. Thank you gentlemen!

Members' items on display were presented by Wally and photos accompany these project descriptions.

Dave Mapes explained the evolution of a jig with hold down clamps to make tapered deck plates for canoes.

Wally Carpenter built a two drawer box for Japanese chisels and an Asian inspired decorative top.

Tom Hutchinson made exotic hardwood handles for a hatchet, square, and cheese abrader from Rosewood, Purpleheart, Yellowheart, and Maplewood.

Warren Stoker presented a tray, a Shagbark bowl (1983) and a toy train he made in a single day.



*Jig for canoe decks*



*Box for Japanese chisels*



*Top for said box*



*Stoker's projects*

### **Dick Flander's announcements of upcoming NWA events:**

- There will be no June General Meeting
- Sunday July 16 is the NWA Family Picnic at the Jonesville Firehouse
- Saturday September 16 NWA Lumber and Tool Auction at the Shaker barn
- Saturday October 21 NWA Annual Banquet at the Italian American Social Club

**July 14-16 is a high quality wood and arts show in Northville, NY**

### **The General Meeting's guest speaker, Mike Mascelli: My Friend Henry**

Mike began his PowerPoint presentation of the life and accomplishments of Henry O. Studley dressed in the period costume (with authentic Arrow detachable collar), assumed the alter ego of Henry, and presented Henry's life from birth, through his 82 years, with all of the available historical facts. The only existent photograph of Henry reveals a striking resemblance to Mike whose ongoing research attempts to fill in the mysterious gaps of Henry's biography.

Henry's famous toolbox was built 100 years ago and in the mid 1980's Fine Woodworking magazine published a poster of this remarkable three-level deep storage of 272 tools. One third of the tools Henry made from scratch. Another third he modified tools by Starrett, Stanley, Brown and Sharpe. The box weighed about 100 pounds and was hung on a wall by a French cleat. Mike gifted the NWA with a full size poster of the tool chest.



*Handles by Hutchinson*



*NWA Suggestion box needs to be filled*



*Mike Mascelli as Henry*

Henry was born in 1838 in Lowell, Massachusetts and apprenticed at the Charitable Mechanics Association, a huge union of woodworkers. He might have worked at Brown and Sharpe as a machinist. He enlisted in the Civil War, was a prisoner of war for nine months in Galveston, Texas, and returned to the Boston area where he worked for 25 years at Smith American Organ and Piano.


He married Abbie Stetson and lived a comfortable life as she was an astute business woman who transacted over 350 private mortgages and made a small fortune. Henry served on the trustees' board of the local bank on her behalf as women could not hold such positions. When Henry retired at age 60, he was lured to Poole Pianos by its young owner who needed Henry's remarkable talents as an action mechanic. It was there Henry built his famous tool chest of mahogany, rosewood, walnut, ebony, ivory, and mother of pearl. Henry's tool chest was a visible testimony to his rare skills as producer of the action mechanisms for Poole pianos. He retired at 80.





*Piano genius*



*Miniature parts*



*Action parts*



*Studley Tool Chest*

## MEDICAL EMERGENCIES

### 15 Solar Dr., Clifton Park, NY 12065

NOTE: the address is CLIFTON PARK (NOT Halfmoon).

- #1 **CALL 911** - If someone is down, severely bleeding or other serious circumstance, call 911 and have someone stay at the entrance to the building to direct emergency personnel to the location of the incident within the building.  
**STAY ON THE PHONE and FOLLOW INSTRUCTIONS UNTIL MEDICAL PERSONNEL ARE ON SITE**
- #2 Find out if there is anyone in the building with any medical or emergency training, and have them take over until professional help arrives.
- #3 Analyze the situation - if the person is holding or touching an electrical device - **STAY CLEAR** and turn off the power
- #4 Get a first aid kit, rubber gloves and, if any bleeding or vomiting, the blood spill kit, (orange bucket in the kitchen).
- #5 If **AED** might be required - get it set up and ready  
Follow instructions from medical dispatcher for use if needed
- #6 **When Emergency Personnel are on the scene, let them take over**
- #7 If person is going in an ambulance, find out where they are taking him/her. Try to get family contact info from the person if possible, and contact the family ASAP to make them aware of everything.
- #8 If there was a blood spill or vomit, get the blood spill kit and clean up the area.
- #9 Fill out an accident report and leave it in the black LCOC mailbox

# Chapter News

## Mid Hudson Chapter News

by Wally Cook


**As the World Turns:** At the April meeting Wally Cook provided a talk on woodturning techniques, illustrated with video clips from various countries. Featured clips showed a Moroccan woodturner making a chess piece on a bow lathe using his toes to hold a chisel. Historic woodturning illustrations often showed woodturning performed while sitting on the ground using a bow-string to power a spindle in a clockwise and counterclockwise motions. Japanese woodturners still regularly change the direction of the lathe's spindle rotation while creating rice bowls and kokeshi dolls.

German traditional reifendrehen ('tire turning' or 'ring turning') technique creates the iconic animal toys and farm sets produced since 1800. Using various plunge tools, shapes are created in profile on the edge of a ring of wood. The shapes are parted off with a knife -- much in the same way slices of cake are cut -- to reveal horses, cows and other farm animals.

The upshot of the talk was that there is a diversity of tooling approaches used in various cultures. For those interested in sampling various techniques, the following clips are instructive:

1. Turning a chess piece on a bow lathe in Morocco: [https://www.youtube.com/watch?v=wnv0DAR\\_gWA](https://www.youtube.com/watch?v=wnv0DAR_gWA)
2. Hookah turning in Iran: <https://www.youtube.com/watch?v=s1r5RnjJPQ>
3. German ring turning: [https://www.youtube.com/watch?v=l1H9DM\\_wVfw](https://www.youtube.com/watch?v=l1H9DM_wVfw)
4. Japanese hook turning: <https://www.youtube.com/watch?v=Cc4mD8t-xOs>

**Chapter Dinner:** The chapter dinner was held May 6 at Roudigan's Steak House in Kingston. Bob Boisvert was honored as chapter member of the year. We all participated in a genial roast which featured Jim Lee presenting Bob's least favorite dishes (fish sticks and pea soup) and others who heaped praise upon the master scrollsaw artist. Joe Kennedy provided an extended name tag for those who have difficulty pronouncing Bob's last name (eight



*Bob is loaded down with honors at the chapter dinner*



*A favorite Bob saying is 'sew buttons on your underwear'*

different variations have been documented). Boisvert actually means "green wood", so Ron Roberts crafted a wooden lathe with green wood to encourage Bob in his next career. Linda Cook presented underwear with buttons to commemorate Bob's famous retort: "sew buttons on your underwear". (This retort is actually still used in remote parts of the world, we're told).

Al Shinker and others festooned Bob with awards of various types. All had a good time!

### Upcoming:

- Outreach at the Hudson Valley Maritime Museum on June 24
- Chapter picnic at the Central Hudson facility at noon on July 22



*Ron Roberts fashioned a 'greenwood' lathe for Bob Boisvert*



*Patsy Boisvert and family look on while Bob is honored*

# Kaatskill Wood Turners

By Wally Cook

**The Finial Answer:** Steve Sherman talked about finial design at the April meeting. The discussion included a review of various finials either turned, carved, or cast. Steve's point was that a variety of styles can be employed to advantage as the finishing touch on a vessel – or as a standalone piece.

Steve showed a variety of shapes that he created, plus examples from Dixie Biggs and Matthew Hatala.

We examined finials of traditional design, as well as reverse cones, latticed open work, and cast natural objects. One such item was a bronze casting of a twig from a walking stick shrub growing at Steve's house. He took a cutting to a jeweler who cast a mold of the twig -- which was incorporated in a reliquary for an NWA member's wife.

The turned finials ranged from delicate to sturdy, depending on the purpose of the piece. Larger standalone finials have their own merit as architectural art. The smaller the finial, the faster Steve sets the lathe speed. While initially daunting, Steve stays within the standard safety formula for rpm's: diameter of the piece in inches times the rpm should be in the range of 6000 to 9000.

In order to capture the delicate end of a finial, Steve has commercial and shop-made live centers for the tailstock. The benefit is the both



*Finials can be found objects, such as the casting of the walking stick plant on this reliquary*



*Steve brought a collection of different finials*

the reduction of vibration and the secure hold on the piece as it is being turned. Shop-made centers can easily be made with a bearing that in turn holds custom extensions (see picture).

Steve was asked about his open lattice spiral finials, so he reviewed spiral techniques he learned from Stuart Mortimer. A few innovations he shared was the use of various rattail files used for sharpening chainsaws and vitex sandpaper to open up and finish spiral grooves. Steve also showed how a slice of inner tube can be used as a sliding brake when filing and sanding bines for spiral work.

**The Power of Community:** Doug Scharf recently played a central role in helping a fellow woodworker. A wood supplier's wife was dying from a rare disease that is constricting her throat. Surgery to address the issue is expensive and out of reach without insurance. Doug started a fundraiser to help them out.

Doug picked one of his supplier's products -- Ambrosia Maple Blocks 6x6x4" -- and broadcast an offer to his Facebook contacts to make an offer on these blocks in order to raise money for the surgery. Well, the woodturning community is always there to help. Offers ranged from \$30 each to \$100 for each block. The appeal was so successful that enough money was raised for the operation; the surgery is anticipated by early July. Thanks to Doug and fellow woodturners! These simple little pieces of wood have worked a miracle.

**Upcoming:** Keith Tompkins demo on June 7 at 6:30PM



*Shop made revolving tailstock that accepts different attachments to hold the delicate ends of finials*



*A section of a tire inner tube can act as a brake*

# Wood of the Month

## Shagbark Hickory

*Reprint of Ron DeWitt c. summer 1997  
Ron wished to advance NWA members' knowledge and appreciation with monthly articles of trees and their woods. We honor his contributions and memory with these reprints of his articles.*

### Shagbark Hickory (Walnut family)

The hickories include only about 16 species in the world, 11 in the eastern U.S., one in Mexico, and four in southern Asia. The pecan is probably the best known of these and is a member of a group called the Pecan Hickories which also includes the Water, Bitternut, and Nutmeg Hickories. A second group, referred to as the True Hickories includes the Pignut, Shellbark, Shagbark, and Mockernut Hickories which are heavier, harder, and commercially more important as lumber sources.



*Shagbark Hickory Tree*

The most significant in our area is the Shagbark Hickory easily identified by its unique bark and leaves. This tree ranges from Montreal and the Saint Lawrence Valley, south into southern Georgia, and westward into Minnesota and eastern Texas. It does not get into northern Vermont or New Hampshire nor into the coastal areas of the Carolinas. The Shagbark, as with other True Hickories which share the same general range, does not seem to survive outside of this natural range.

Shagbark Hickory prefers rich well-drained loam in bottom land but also does well on rocky hillsides, putting down its long tap root where otherwise an occasional solitary elm might grow.

The tree tends to have a narrow open crown, slightly oblong, and seldom reaching more than 50 feet in diameter. The trees grow singly or in groves, typically 80 feet tall with a two foot

diameter trunk. Most of the big shagbarks today are found in the Great Smoky Mountains of Tennessee where they may be 350 years old, 120 feet tall, with three foot diameter trunks. The National Register of Big Trees lists one in Sumter, South Carolina at 135 feet x 3½ feet in diameter. New York's biggest is listed at 105 feet x 34 inches in diameter in Afton, Chenango County.

Hickories do not propagate easily. They must be started from fresh seed (nuts just out of the husks), as stored seed won't work. The seeds should be planted in the final location because it's almost impossible to transplant a sapling after its second summer. These lessons were apparently learned in the 1900-1920 period when large Shagbark Hickory orchards were established in New Jersey to support the demand for nuts.

The hickories are easy to separate by leaf, bark, bud, and fruit- not so with the wood. Hickories have compound, pinnate leaves. The Shagbark is the only one with just five (rarely seven) leaflets. The terminal leaflet is much larger. Leaves may be eight to fourteen long on stout stems, borne by rugged twigs. The pleasantly aromatic leaves are pale green to yellow green on top, lighter on the undersides. Male and female flowers grow on the same tree.



*Shagbark leaves*

The bark is smoky gray, usually very coarse and uniquely "shaggy" with two to three foot long, four inch wide heavy plates curling outward from the top and bottom but well connected to the tree.

The fruit (nuts), singular or in pairs, are thick, green, four segments, leather, almost spherical husks, one inch to two and one-half inches in diameter. The husks mature to reddish brown or black, then open to release the pale

cream two-lobed nut. The nut has a very hard shell which requires strength, technique, and persistence to crack, but on ice cream or in cake frosting is second to none in flavor. (Some say butternuts are equally delicious.)

The wood of the Shagbark Hickory has a specific gravity ranging from .60 to .78 depending on density or growth ring spacing. (Slower growing trees result in more rings per inch or more dense wood.) Average weight for this wood is about 50 pounds per cubic foot, considerably heavier than Sugar Maple or the oaks.

Heartwood is light brown; sapwood is cream colored and quite wide although in slow grown trees, the sapwood band is very narrow. The wood is coarse textured, usually straight grained, with a satin luster, but it can have wavy, irregular and sometimes interwoven grain. It is very difficult to split.

The wood is ring porous, usually with a single row of thick-walled pores in earlywood and a scattering of single or radial multiples of two or three thick-walled pores in the latewood. There are numerous tyloses. Banded parenchyma and rays form a cross grid, plainly seen with a hand lens. There are no parenchyma bands in the earlywood the woods of the True Hickories can only be separated with the use of a microscope.

Shagbark Hickory requires careful seasoning to minimize splitting, checking, and warping, a direct result of an almost 17 percent shrink in volume as it dries.

Hickory is probably the hardest, toughest, heaviest, strongest American hardwood any of us will ever use. There is no other wood available with this combination of strength characteristics. The wood has a high bend and crush strength as well a great shock resistance.

It is worked with some difficulty but requires very sharp tools, either hand or power, to achieve good finishes. Cutting edges are quickly dulled. Steam bending is easily accomplished. Fasteners require predrilling. Gluing requires great care and good quality adhesives. The coarse grain suggests filling prior to finishing; it stains well and oil finishes nicely. Paint does not adhere well.

### Shagbark

Hickory nuts were an important food source and were commonly used for barter by Native and early Americans. Nuts were ground, boiled in water, then strained off to remove the solids, leaving a rich creamy material-hickory milk-popular in cooking and baking. Nut oil was used as lamp fuel and taken as a cure for rheumatism.

The bark was a source of a good golden dye, effective on wool and linen. The wood and bark are still used as fuel to preserve and flavor meat. (For a pleasant surprise, try a handful of bark soaked in water for a few hours and then added to the grill just as you start to cook hamburgers.)

Shagbark Hickory lumber was important for wagon wheel spokes, rims, and hubs, buggy shafts and early motor vehicle frames. It was used for skis, golf clubs, archery bows, gym equipment, barrel hoops, baskets, farm implements, and to administer corporeal punishment. Today it is used for 80 percent of all tool handles, for chair parts, ladder rungs, molded plywood, furniture, pallets, flooring, and charcoal.

Hickory has a heat value at the high end of the scale which makes it an important fuel source. A cord of Shagbark Hickory has the same heat value as a ton of anthracite coal!

Lumber from the various True Hickories is usually mixed and milled and called "hickory". It is in good supply and generally available at hardwood yards. It sells for about the same price as basswood sycamore or soft maple. Most boards will include heartwood and sapwood.



*Shagbark bark*



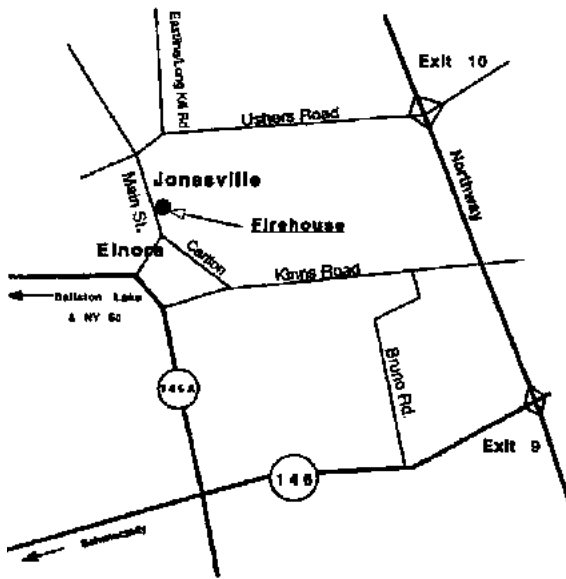
*Shagbark fruit*

# NWA Family Picnic

Sunday, July 16, 2017, 11:00am

Jonesville Fire Station

953 Main St., Jonesville (Clifton Park), NY



## 2017 MONTHLY MEETINGS

Unless noted otherwise, held at the Shaker Meetinghouse on the Second Thursdays 7:00 PM)

For meeting cancellation information, call Ken Evans 753-7759 or Charlie Goddard 370-0388

## Save the Date

## NWA Annual Banquet

A date has already been selected,  
and reservations made for the  
Italian American Community Center,  
for Saturday, October 21, 2017

### SPECIAL INTEREST GROUPS (SIGs)

**Adirondack Woodturners Association (AWA)** - The AWA is active throughout the year. Meetings are held the first Wednesday of the month (except in January and July when it is the second Wednesday), and are held at the NWA Learning Center located at 15 Solar Drive, Clifton Park, NY from 6:30 PM to 9:00 PM.

Wednesday "Learn and Turn" sessions occur on all other Wednesdays at the NWA Learning Center. These sessions run 6:00 PM to 9:00 PM. [www.adirondackwoodturners.com](http://www.adirondackwoodturners.com) **Contact:** Ken Evans, (518)753-7759 or [kevans1@nycap.rr.com](mailto:kevans1@nycap.rr.com)

**Scroller's Guild** - Meets on the fourth Wednesday of the month at the NWA Learning Center located at 15 Solar Drive, Clifton Park, NY. A beginner's session starts at 6:30 PM (TBA), followed by a general meeting at 7:00 PM. **Contact:** Jeanne Aldous at [AMJAMtat2@aol.com](mailto:AMJAMtat2@aol.com) or Barbara Nottke at [scroller87@aol.com](mailto:scroller87@aol.com) or 869-6268.

**Kaatskill Woodturners** - (will now shift to) Saturday mornings at 9:00 AM -- the second second Wednesday of each month at 6:30 until October. at the Opdahl property in Hurley, NY. **Contact:** Wally Cook at [wally.cook@gmail.com](mailto:wally.cook@gmail.com).

**NWA Crafters** - Meets every Saturday and Tuesday, from 9:00 AM until noon at the NWA Learning Center located at 15 Solar Drive, Clifton Park, NY. The Crafters provide public service woodworking for various charitable organizations, including the Double H Hole in the Woods camp for children and the GE Toy Modifications Group, and the Make A Wish Foundation. Sharing information, fellowship, and relating experiences are a major part of these sessions. **Contact:** Wayne Distin (518)674-4171, [wdistin@nycap.rr.com](mailto:wdistin@nycap.rr.com), Ken Evans (518)753-7759, [kevans1@nycap.rr.com](mailto:kevans1@nycap.rr.com), or John Heimke, [heimkej@sage.edu](mailto:heimkej@sage.edu) for more information.

**NWA Musical Instrument SIG** - Meets every first Tuesday of the month at 7:00 PM to 9:00 PM at the Learning Center. The purpose of the group is to discuss all aspects of all musical instruments, playing, building, repairing, and history. Meetings involve a show and tell table, a program on an appropriate topic, and lots of member interaction. If you want to be on the email list for notifications, **contact** Ken Evans at [kevans1@nycap.rr.com](mailto:kevans1@nycap.rr.com) or (518)753-7759 or (518)281-0779.

**The NWA Wood Carvers SIG** - The NWA Wood Carvers SIG - Meet each Thursday at 5:00 PM until 8:30 PM all year at the NWA Learning Center located at 15 Solar Drive, Clifton Park, NY. The goal is to promote the art of Wood Carving and to have a good time doing it. The only prerequisite is a desire to carve while making new friends. Wood, tools, and patterns are available. **Contact:** Diane Balch (518)338-5637, [signs@balchsigns.com](mailto:signs@balchsigns.com)

**Hand Tool SIG** - Meets on the 2nd and 4th Wednesday of each month at 7:00 PM in the Herm Finkbeiner Education Center at 15 Solar Dr, Clifton Park, NY. **Contact:** Dave Parkis for further details: [dparkis@nycap.rr.com](mailto:dparkis@nycap.rr.com)

**Segmented Turning** - Meets the first, third, and fourth Thursday of each month at 6:30 PM to 9:00 PM at 15 Solar Drive, Clifton Park, NY. **Contact** Toby Pauly phone 788-7253, e-mail [tobypauly@yahoo.com](mailto:tobypauly@yahoo.com)

### CHAPTERS

**NWA Mid-Hudson** - The chapter meets at 7:30 PM on the third Thursday, except July and August, at the Hurley Reformed Church. The Church is just off the the Hurley exit from Rte. 209. Right at the exit, right at the stop sign and left into the Church parking area. John VanBuren, President (845)444-8281 **Contact:** [info@midhudsonwoodworkers.org](mailto:info@midhudsonwoodworkers.org)

**NWA Sacandaga** - The chapter meets at 7:00 PM. on the Second Wednesday of each month at 55 Second Avenue, Mayfield, NY. **Contact:** Gary Ratajczak, President - (518)852-1204

SPECIAL INTEREST GROUPS