


WOODWORKERS NEWS



Northeastern
Woodworkers
Association

December 2017, Vol. 26, Number 10



December Meeting Family Night

**Thursday December 7th at 7:00 PM
at the Clifton Park Halfmoon Public Library on Moe Road**

We hope to see you at Family Night again this year as it brings together our NWA families for an evening of friendship and socializing.

As in previous years, we ask you to bring a dessert or an appetizer to share. It's such a great opportunity to try out that new cookie or pasty recipe as well as hone that classic holiday treat prior to your gathering with family!

We will have tables for the Instant Gallery. We would certainly love to have a few more items you are willing to donate for the auction that supports the Fiske Fund. Please remember that we cannot accept credit cards for auctioned items.

This is a fun filled evening of meeting new NWA members and enjoying getting reacquainted with our friends. We are looking forward to seeing you all there for Family Night.

NWA Learning Center – Important News - See Page 2

Wanted: DOLLHOUSES!!!

The feature exhibit at Showcase 2018 will be...DOLLHOUSES! I am requesting any member, (spouse or child of member) that has a dollhouse in their possession and would like to participate in Showcase by exhibiting said dollhouse and any accessories associated with this hobby, to please contact Sue at showe@nycap.rr.com, 518-885-9331 or 518-461-3711 (cell). I look forward to hearing from you.

NWA Learning Center – Important News

The following message went out to our membership by e-mail on November 6. Please relay any leads on potential new Learning Center sites to David Mobley, Chair of the Facilities Search Committee at NWASearch1@gmail.com. It is very important that we coordinate follow-ups to avoid duplicating efforts. Your input is encouraged.

“I have been informed that the lease for our NWA Learning Center on Solar Drive in Clifton Park will not be renewed when it expires in August 2018. We appreciate that Tony Hynes, President of PVA Inc., has made it possible for us to lease the space on Solar Drive since 2013, and before that on Mustang Drive in Cohoes. Now, Mr. Hynes has let us know that he has other plans for the Solar Drive building starting next August and is willing to work with us in finding another suitable facility.

“I have reached out to members of the NWA Board of Directors to share this news. I have formed an ad hoc committee to identify and evaluate new space for the NWA Learning Center. I have also asked for recommendations from the NWA Steering Committee.

“The NWA Learning Center has become important in carrying out our mission of woodworking education and service to the community, so we will work diligently to find suitable new space for the Learning Center well before August 2018. As with past NWA projects and activities, I’m confident that you and your fellow NWA members will step forward to help with the many tasks that this move will require. And, as always, your input to the process is encouraged.

“This news has no effect on the spaces at the Shaker Heritage Society site where we conduct our monthly meetings and store wood.

“I will keep you informed through e-mail updates as we move forward to secure a new Learning Center space.”

- Dick Flanders, President, rtflanders@gmail.com

Showcase 2018 Needs Co-Chairs!

By Wally Carpenter

You’ve heard me say this many times in many ways, but it bears repeating. **Without Volunteers, NWA Events Simply Won’t Happen!** We are coming closer to crunch time as Showcase 2018 is March 23-25. We still have critical needs to fill the following Co-Chair Positions:

- Volunteer Coordinator (previously Maria Witkins)
- Judging (previously Pam Curtis)
- Pen Turning (previously Jay Van Vrankin)
- Webmaster (currently Kurt Hertzog)
- Social Media (new position which I feel is critical to keeping Showcase Relevant)

I will ensure you get the training and support to be successful as a Showcase Co-Chair. These previous Co-Chairs have served very well and in many cases, are serving in new capacities. I’m grateful to all our Co-Chairs who currently serve in numerous positions. Many have worked for several years in their current positions and do a wonderful job at keeping Showcase a positive and engaging experience for our members and customers.

Many thanks to Lee Hilt in assuming responsibility as our new Vendor Coordinator with support from Jeannie Aldous and Steve Woodard as our Videographer Co-chair with support from Troy Fink.

Finally, without your support in filling these critical positions, the lack of such can significantly impact our ability to provide the things we have appreciated and accustomed to expecting. PLEASE contact me at your earliest opportunity.

Wally Carpenter
cell: 518-434-1776
email: c.j.carpenter@earthlink.net

OFFICERS

President - Richard Flanders

rflander@nycap.rr.com

(h)393-5215 or (c)461-7339

Vice President - Joe Pelcher

jpelch1@yahoo.com

859 4444

Secretary - Nancy Reilly

nreilly@nycap.rr.com

Treasurer - Ron Roberts

nwatreasurer1@gmail.com

845-245-8308

Past President - Wally Carpenter

c.j.carpenter@earthlink.net

434-1776

Historian - Wayne Distin

wdistin@nycap.rr.com

674-4171

Executive Secretary - Charlie Goddard

Cgodd@aol.com

370-0388



CHAIRPERSONS

Mid-Hudson Chapter

Jim Lee, President - 845-382-6045

dlee1963@aol.com

Sacandaga Chapter

Gary Ratajczak, President - 852-1204

info@sacandagawoodworkers.org

Banquet

Rich Noll - 470 3112

rich.noll@ads-pipe.com

Education

George Jones

nwaeducation@gmail.com

Youth Programs

Wayne Distin - 674-4171

wdistin@nycap.rr.com

Fiske Fund

John Kingsley

jkingsley1@nycap.rr.com

Hospitality

Lee Hilt

jamtgs@earthlink.net

Library

Irv Stephens - 273-4843

irvstephens@gmail.com

Membership

Peter Lofrumento

nwamembers1@gmail.com

Programs

Joe Pelcher

jpelch1@yahoo.com

859 4444

Publications

Susan McDermott - 438-1909

s.mcdermott@hvcc.edu

Publicity

John Olenik - 587-0306

jolenik@nycap.rr.com

Showcase Chair

Wally Carpenter - 434-1776

c.j.carpenter@earthlink.net



Darrell Peart: Fiske Lecturer

By Susan McDermott

On Thursday November 9, 2016 at 7:00 PM, Darrell Peart presented his research on Greene and Greene furniture at the Prince of Peace Lutheran Church in Clifton Park. The large NWA audience was impressed by Peart's knowledge and passion for the unique, fine craftsmanship of the Greene brothers' furniture and architectural designs. Peart has written for *Home Furniture*, *Today's Woodworker*, and *Fine Woodworking* magazines. His wood projects have appeared in various galleries, and some reside in private collections throughout the U.S.

His first book *Greene and Greene: Design Elements for the Workshop* (Linden Press) was published in April 2006. Amazon.com review describes Peart's book:

This manual, written by a nationally recognized furniture maker, provides intermediate and advanced woodworkers with well-illustrated, step-by-step instructions for classic Greene & Greene details, including ebony plugs, cloud lifts, leg

indents, brackets, and pulls. A

discussion of the design philosophy of the period

accompanies how-to chapters, and photographs of contemporary

Greene-inspired furniture provide ideas for projects.

Biographical sketches are included for Charles and

Henry Greene, Peter and John Hall (who built most of the furniture), and competing furniture maker Gustav

Stickley.

Before introducing Mr. Peart who hails from Seattle, WA, NWA member, Dave Mobley gave the audience the background of the Fiske Fund established by Milan Fiske, a friend and mentor of Dave's. Dr. Fiske was a man of diverse interests and talents. He was a supreme wood turner, manager of GE scientists, member of the Nobel Prize Committee, and trustee of the American Orchid Society. His humility is reflected in his motto, "One can achieve a lot in life if one cares not to get the credit." The

Before introducing Mr. Peart who hails from Seattle, WA, NWA member, Dave Mobley gave the audience the background of the Fiske Fund established by Milan Fiske, a friend and mentor of Dave's. Dr. Fiske was a man of diverse interests and talents. He was a supreme wood turner, manager of GE scientists, member of the Nobel Prize Committee, and trustee of the American Orchid Society. His humility is reflected in his motto, "One can achieve a lot in life if one cares not to get the credit." The

Before introducing Mr. Peart who hails from Seattle, WA, NWA member, Dave Mobley gave the audience the background of the Fiske Fund established by Milan Fiske, a friend and mentor of Dave's. Dr. Fiske was a man of diverse interests and talents. He was a supreme wood turner, manager of GE scientists, member of the Nobel Prize Committee, and trustee of the American Orchid Society. His humility is reflected in his motto, "One can achieve a lot in life if one cares not to get the credit." The

Before introducing Mr. Peart who hails from Seattle, WA, NWA member, Dave Mobley gave the audience the background of the Fiske Fund established by Milan Fiske, a friend and mentor of Dave's. Dr. Fiske was a man of diverse interests and talents. He was a supreme wood turner, manager of GE scientists, member of the Nobel Prize Committee, and trustee of the American Orchid Society. His humility is reflected in his motto, "One can achieve a lot in life if one cares not to get the credit." The

Before introducing Mr. Peart who hails from Seattle, WA, NWA member, Dave Mobley gave the audience the background of the Fiske Fund established by Milan Fiske, a friend and mentor of Dave's. Dr. Fiske was a man of diverse interests and talents. He was a supreme wood turner, manager of GE scientists, member of the Nobel Prize Committee, and trustee of the American Orchid Society. His humility is reflected in his motto, "One can achieve a lot in life if one cares not to get the credit." The

Before introducing Mr. Peart who hails from Seattle, WA, NWA member, Dave Mobley gave the audience the background of the Fiske Fund established by Milan Fiske, a friend and mentor of Dave's. Dr. Fiske was a man of diverse interests and talents. He was a supreme wood turner, manager of GE scientists, member of the Nobel Prize Committee, and trustee of the American Orchid Society. His humility is reflected in his motto, "One can achieve a lot in life if one cares not to get the credit." The

Before introducing Mr. Peart who hails from Seattle, WA, NWA member, Dave Mobley gave the audience the background of the Fiske Fund established by Milan Fiske, a friend and mentor of Dave's. Dr. Fiske was a man of diverse interests and talents. He was a supreme wood turner, manager of GE scientists, member of the Nobel Prize Committee, and trustee of the American Orchid Society. His humility is reflected in his motto, "One can achieve a lot in life if one cares not to get the credit." The

Before introducing Mr. Peart who hails from Seattle, WA, NWA member, Dave Mobley gave the audience the background of the Fiske Fund established by Milan Fiske, a friend and mentor of Dave's. Dr. Fiske was a man of diverse interests and talents. He was a supreme wood turner, manager of GE scientists, member of the Nobel Prize Committee, and trustee of the American Orchid Society. His humility is reflected in his motto, "One can achieve a lot in life if one cares not to get the credit." The

Before introducing Mr. Peart who hails from Seattle, WA, NWA member, Dave Mobley gave the audience the background of the Fiske Fund established by Milan Fiske, a friend and mentor of Dave's. Dr. Fiske was a man of diverse interests and talents. He was a supreme wood turner, manager of GE scientists, member of the Nobel Prize Committee, and trustee of the American Orchid Society. His humility is reflected in his motto, "One can achieve a lot in life if one cares not to get the credit." The

Before introducing Mr. Peart who hails from Seattle, WA, NWA member, Dave Mobley gave the audience the background of the Fiske Fund established by Milan Fiske, a friend and mentor of Dave's. Dr. Fiske was a man of diverse interests and talents. He was a supreme wood turner, manager of GE scientists, member of the Nobel Prize Committee, and trustee of the American Orchid Society. His humility is reflected in his motto, "One can achieve a lot in life if one cares not to get the credit." The



NWA audience attending Fiske lecture



Olenik's Greene and Greene end table

WOODWORKERS NEWS

is published by the Northeastern Woodworkers Association for its members. The Association's aim is to provide a common meeting ground for lovers of woodworking who want to know more about wood and the techniques for forming it. The newsletter is published monthly. The newsletter is available online at www.woodworker.org



Your next issue of
Woodworkers News

will be published
in early January

Copy deadline: December 15

Susan McDermott, Editor

(518) 438-1909

s.mcdermott@hvcc.edu

Elizabeth Keays Graphic Artist
Designer



WEBSITE(S)

www.woodworker.org

www.nwawoodworkingshow.org

Webmaster - Kurt Hertzog

kurt@kurthertzog.com



**NORTHEASTERN
WOODWORKERS ASSOCIATION**

P.O. BOX 246

Rexford, New York 12148



story of Dr. Fiske's connection to the Nobel Prize winner can be read at this link: https://dailygazette.com/article/2013/10/06/40-years-later-niskayu_wp

NWA member, John Olenik, brought his own crafted Greene and Greene end table that illustrates all the beautiful features of this furniture style including hidden joinery and designs.

The photographs demonstrate Greene and Greene characteristics: mahogany with ebony inlay, ebony plugs, brackets of Chinese influence, tapered legs with soft round edges, "waterfall" detail of the legs, sycamore interior drawer construction.

Vice President, Joe Pelcher, then introduced Darrell Peart who gave a brief biography of the Greene brothers and an illustrative PowerPoint of their furniture and four California home interiors.

"**Greene and Greene** was an architectural firm established by brothers **Charles Sumner Greene** (1868–1957) and **Henry Mather Greene** (1870–1954), influential early 20th Century American architects. Active primarily in California, their houses and larger-scale ultimate bungalows are prime examples of the American Arts and Crafts Movement." (Wikipedia)

Both men were influenced by Gustav Stickley's designs. The Hall brothers built much of the Greene and Greene furniture. In this video, woodworker and Arts and Crafts historian Darrell Peart shares his research of the Hall brothers, compiled for his book *Greene & Greene: Design Elements for the Workshop*. Caution: Viewing this video may require membership to *Fine Woodworking* magazine which many of you subscribe to.

<http://www.finewoodworking.com/2006/09/15/the-craftsmen-behind-greene-and-greene>



Interior of Olenik end table



Fiske vase



Darrell Peart

Louie and Betty Andrews

NWA 2017 Recognition Banquet

Celia Carpenter delivered a tribute to the Andrews which was then followed with amusing stories by Ken Evans and Ken Witkins. Here are excerpts from the speech written and delivered by Celia Carpenter:

The sixth annual banquet at the Italian American Social Club honored Louie and Betty Andrews by NWA members. This is the first time that a husband and wife have been nominated. Yet, it is representative of how many spouses are very much involved in our organization. Many events have been successful, and many positions filled because of their contributions.

Previous recognized individuals are Herm Finkbeiner, Ken Evans, Charlie Goddard, Wayne Disten, and Austin Spang. We as a group should feel proud of the efforts and contributions of the members.

Louie joined NWA after attending a five-day turning class taught by Kurt Hertzog. 12 people attended that class and soon after that, the Monday night pen turning class in Stillwater was formed. Ken Evans said Louie moved most equipment by himself in his own truck for many years for the woodworkers' weekends.

Louie was also a part of the Jim Kennedy's shop, now known as the



The Andrews years ago



Louie and Betty Andrews

Crafters SIG. The Kennedy shop met every Tuesday and Saturday to make crafts mostly for the Hole in The Woods Camp. Louie seldom missed a meeting. For about ten years Louie, Bill Cherry, Lou DeMola, and Dave Giroux took lathes to the camp to turn pens, wands and tops for an entire day. For anyone that doesn't know, the Hole in the Woods is Paul Newman's camp for seriously ill children. The Kennedy shop would work all year making car kits, boats and fish the children could assemble and paint.

Ken said that Louie was always willing to help in any way he could, often working well after

others left to load and take back the equipment. When Roy Underhill, a woodworker using 19th Century techniques, asked for an 8-foot-long and 20-inch diameter log for his presentation, Louie drove up the next day with an 8-foot log in the back of his truck.

There is visible proof of how many things Betty has done for NWA. She has organized the turners for both Scaticoke and Washington county fairs for many years. She has lined up the demonstration of turners for showcase, ran both the AWA and the NWA libraries, and has been the person handing out tickets, taking admission fees at the annual picnic, and making sure everyone got tickets for door prizes at the Holiday party. At Showcase she has worked in the office at least ten years. She sat behind her treats at the monthly AWA meetings. Everyone referred to her brownies as "Betty's Brownies".



Celia Carpenter

Chapter News

Mid Hudson Chapter News

by Wally Cook

Roll Out the Barrel: John Cox, proprietor of Quercus Cooperage of High Falls, NY, provided a fascinating overview of the barrel producing industry. John was owner of a finishing and cabinet shop in New York City, but saw an opportunity to establish a cooperage in the Hudson Valley.

Coopering was a thriving industry in the 19th century, when most goods were shipped in barrels. In the 1850's, 55 million wooden barrel hoops were made in the Catskills. However, the occupation fell on hard times during prohibition and the later use of corrugated cardboard for container fabrication.

Cooperages are making a comeback thanks to recent upsurge in small batch bourbon production. A federal law mandates that any product called 'bourbon' must be made in the United States and must be aged in new, charred white oak barrels. The Associated Cooperage Industries of America lists fewer than 30-barrel producers in the US.

Coopers are termed either slack (dry goods containers), dry-tight (keep moisture out), white (keep liquids in, but not typically covered e.g., a bucket), or wet-tight (keep liquids in for shipping). John focuses on the wet-tight application and is

the only cooper exclusively using NY State white oak for his coopering. All of his barrel staves are quarter sawn white oak to reduce wood movement and porosity. The staves come in a variety of sizes, but all are air-dried for two-three years (kiln dried oak cannot be bent).

The goal for moisture content is 16-20%.

The anatomy of a barrel will feature up to 21 staves, each fashioned with a cooper's joint, angled on two sides. The bung stave is the largest; this is where the hole or bung is located and where the rivets in the hoops are fastened. Each stave-end is rounded over with a Williams and Hussey overhead planer. The middle of the barrel is the widest diameter and is called the bilge (i.e., bulge). The head is the round insert at top and bottom. The bung is the plug that is tapped to access the liquid...all bungs were made from soft poplar. Generally, there are six metal hoops that keep the barrel pressed together: two of each -- head, quarter, and bilge.



John Cox adds hoop and head to a demonstration barrel

Barrels have traditionally come in several sizes: a) pins – 5 gallons, b) firkins – 10 gallons, c) trenta – 30 gallons, d) hogshead 63 gallons, e) pon or puncheon – 84 gallons, f) butt – 126 gallons, g) tun – 252 gallons. John offers firkins and trentas.

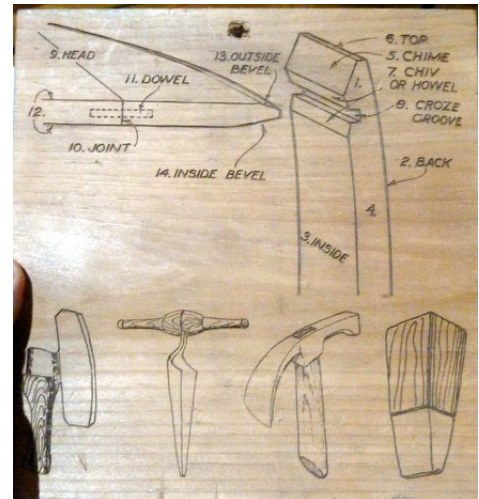
The raising of a barrel is called “mise en rose”. The process starts with steaming the staves for 45 minutes and conforming them to shape with a working hoop and subsequent quarter and bilge hoops. The ‘hooper’ was traditionally the cooper’s helper, responsible for placing the hoops. The ‘croze’ is the birdsmouth groove cut inside the circumference of each set of staves which allows the head to fit tightly when the head hoop is pounded on. Flagging is a reed material which is jammed into any gap in the stave construction to keep the barrel water tight. Barrels are pressured tested for leakage and are maintained at 16-20 % wood moisture by filling the barrel with water before shipping or by wrapping with plastic.

After the barrel is raised, it is then toasted – burned on the inside. It is the toasting which imparts flavor by caramelizing sugars in the oak. Toasting may be light (half a minute) to char (half an hour). Whiskey is typically lightly toasted. John uses the cutoffs from the white oak for his toasting.

This entire process is time consuming. John reports that he can make eight barrels a week using hand tools. Check out his website at qcooperage.com.



Anatomy of a barrel



Planes used to cut chimes and croze groove

Kaatskill Woodturners' Association

By Wally Cook

Threaded Inserts: Makin' an Urnin' By Turnin' was the title of John Franklin's presentation. The focus of the demonstration was on the use of pre-threaded inserts in the construction of urns. Plastic pre-threaded units have the advantage of eliminating the need to hand chase wooden threads.

The inserts are PVC male and female pipe fittings readily available in several diameters in any big-box store. John uses schedule 40 materials. When selecting mating elements, it is important to ensure that the fit is loose enough to allow hand tightening of the first 4-5 rotations.

Pipe threads are designed to grow tighter as more threads are engaged. However, for this application, only the first two or three threads are necessary to provide a secure fit of the female and male parts. The entire threaded insert – both male and female -- is mounted in a chuck and the outside diameter is reduced to present a smaller footprint in the urn.

To successfully turn PVC on the lathe, John keeps the speed at approximately 700 rpm and uses negative rake tools or parting tools for a clean cut. He's found that following the bevel with a gouge leaves a rough cut on the PVC. Since the PVC does heat and soften when turning, it is worthwhile to minimize friction and consequent heat build-up; he may stop the lathe from time-to-time to allow the PVC to cool down.



Schedule 40 pipe fittings are the raw material for the threaded insert

When the male and female fittings are cut to the desired outside diameter, the length is determined, and the excess material is separated with a parting tool. While the plastic is softened from the friction, the 'spew' is pulled off, leaving a clean cut on the threaded insert



John cut down the outside diameter to fit into the urn

The urn opening has been cut to receive the insert. The wood itself must be dried to a low moisture level to minimize wood movement. If the wood is too green, the urn will crack as it shrinks around the threaded insert. To reduce wood movement, John will coat the inside and outside of the urn with epoxy. John feels that CA glue and 5-minute epoxy degrade too quickly to be a real option, so he elects to use West System epoxy and 205 hardener. The epoxy is sanded back between coats and may be finished with urethane without leaving any 'witness marks' of prior coats.

The threaded insert is also secured with West System epoxy. First, candle wax is rubbed on the interior threads to be sure that no epoxy fouls the connection. Then, the urn is mounted in the chuck, while a second chuck is mounted in the tailstock to hold the threaded insert. In this manner, the glue-up of the insert into the urn will be entirely perpendicular. John also supports the urn with a bowl steady that he made from plywood.

Once the epoxy is set, the male unit is unthreaded from the insert and used as a base for the finial. John stacks components to make a finial and glues the unit to the threaded base. The base itself can be chucked to secure the finial for final sanding and finish.

Outreach: The KWA provided a background on woodturning for the Hurley Seniors organization. Over a hundred attendees showed up to learn about woodturning tools and methods. A PowerPoint presentation and YouTube videos were shown, as well as a show and tell on various spindle turning and hollowing projects.



The insert unit is glued into the urn with help from two chucks and a bowl steady rest



Composite view of the urn and finished male and female threaded components



Wally Cook and Ron Wolfield talk at outreach session on woodturning at the Hurley Seniors meeting

Jerry Grant Presents Shaker Tool Collection to NWA Members

By Susan McDermott

On October 25, 2017 Jerry Grant, Director of Collections and Research at the Mount Lebanon Shaker Museum, was invited by MWA member Chuck Watson to speak to the NWA members at the Herm Finkbeiner Learning Center. Chuck had been trained as a museum guide by Jerry and knew of Jerry's encyclopedic knowledge of Shaker culture, crafts, inventions, and wood working. Jerry co-authored with David Stocks *Shaker Furniture Makers: Shaker Function, Purity, Perfection*.

Jerry's PowerPoint displayed some of the workshops, and Shaker tools that are in the two year process

Link to the on line searchable catalog
<https://shakermml.org/pages/library>

For a video of Jerry's talk on Shaker Village
<https://www.youtube.com/watch?v=bt3sWWisSJM>

of being catalogued and digitized. Some 3500 photographs of tools, manuscripts, and Shaker wood workers will be on-line for the public by March 2018. Currently one can view of over 2,200 historic photographs from the library's collection.

Jerry related the background to the museum's present day operation. John S. Williams, a collector of rare books and investment broker in NYC, moved to Old Chatham and began collecting Shaker furniture and farm equipment in 1935. In the following five years he bought farms in Old Chatham and funded the cash strapped Shakers in Mt. Lebanon. By 1950, he amassed over 4500 items, but 90 % of them were not Shaker tools. In midsummer that year, he opened the museum to the public. By 1952 the tools were organized by categories (hand and machine) in their corresponding workshops. This included a seven ton trip hammer Shakers used to forge large iron projects, an 1883 wood splitter, eight work benches, and sewing machine treadles adapted to mechanize jig saws, food processors, coopering, farming, etc. Shakers invented specialized mechanisms to thread pegs, rotate chair frames for webbing, hand carved spinning wheels, and yarn swifts.



Jerry Grant and Chuck Watson



Shaker chairs workshop




Lathe




Shaker made desks. House

Shaker made desk



Shaker woodcarver



Jerry's PowerPoint presentation



Shaker Dance: The small man is well known cabinet maker, David Raleigh



Shaker pail with unique hoop

Wood of the Month

White Poplar (*Populus alba*)

*A reprint of Ron DeWitt's series
c. November 1997*

The poplars number about 35 species worldwide including eight species native to North America and several naturalized here in New York. Poplars are divided into four groups: the White Poplars which include aspen, White and Gray Poplar, the Black Poplars which include the cottonwoods, and a fourth group without a common name (*Leucoides*) which includes a few odd species with common leaf characteristics. The poplars hybridize easily, adding to a general confusion in identifying the trees and wood.

Probably more familiar to woodworkers is the Tulip-poplar or Yellow-poplar which is not a poplar at all and is not included in this article.

The bark of the White Poplar is distinctly different from the other poplar groups. Young light gray or pale green shoots and stems are very smooth. As the tree matures, the bark lightens to near white with black under-bark showing through stretch cracks for an attractive contrast.

White Poplar, sometimes called Silver Poplar, is an Old World tree, native to North Africa, Southern Europe, and Central Asia. It was introduced into North America in the 17th Century, quickly became naturalized and now ranges from Quebec and Maine to Minnesota and North Dakota, south to Louisiana and Texas. It usually occurs in large stands, especially in northern areas where typically it reaches 80 feet with two-foot diameter stems. It is relatively short-lived - to 75 years-but grows rapidly on a shallow root system in the poorest of soils.

Biggest tree on current record is in Gallatin, Montana with a circumference of 301 inches

and a height of 92 feet (Champion Tree National Register 2017).

Tree trunks tend to be straight and free of branches well up (30 feet) to the spherical crown. Branches are coarse and crooked. The simple

long-stemmed leaves are alternate, leathery, and somewhat maple leaf shaped, giving the tree another common name, Maple-leaved Poplar. Leaves are dark green on top, almost white on the undersides, turning to brilliant yellow in the fall. As the leaves unfold, they are covered with white silky hair which lasts the season on stems and undersides. The flowers are aments or pendulant catkins, which develop early and produce fruit that matures before the tree is fully leafed.

White Poplar, like other poplars propagates easily, most often by suckering shoots and roots extending from tree bases or stumps.

The White Poplar is frequently the first species to establish itself in burn areas and is often planted and encouraged as a shelterbelt tree.

The bark of the White Poplar would be a rich source of tannic acid if it were not so difficult to peel. Bark tea, a bitter medicine to take, was used by Native and Early Americans as a tonic for coughs, fever, and menstrual cramps. (Salicin, also in the bark, probably produced an aspirin-like effect.) White



White Poplar tree



Yellow in fall

Poplar is a favorite food of many animals including deer, rabbits, porcupines, and especially beavers. (Maybe beavers appreciate the aspirin effect after chewing down trees all night!)

The woods of poplars are all very similar and cannot always be separated with certainty from each other or from basswood or willow. Growth rings of poplar are distinct, due to narrow margins of slightly darker, denser fibers, but are not conspicuous. The light-colored sapwood zone is indistinct. Within a ring, pores are larger and more numerous in earlywood, decreasing in size in latewood. Poplar is classified as diffuse-porous but could be more precisely called “semi-diffuse- porous”. Few pores are singular, most occur in radial multiples-often as tangential multiples or small clusters. Rays are uniseriate, extremely fine, invisible without a lens, and barely visible with one. Microscopic anatomy indicates simple vessel perforations, no spiral thickening and large alternate intervessel pitting, the same for all *populus* species.

Wood of the White Poplar is soft, weak, light weight with a specific gravity of .38 or about 28 pounds per cubic foot, similar to basswood, and among the lightest of hardwoods. The heartwood is light tan. The sapwood is creamy white and quite thick. The wood dries easily and quickly with little shrink or check. The tendencies to warp or stain can be overcome with careful stickering for drying.

This straight, uniform, finely grained wood has no odor or taste after drying. It is easily worked by hand or power with sharp cutting edges to eliminate fuzz, resists splintering, glues readily, stains and finishes nicely with most oils and varnishes. It is short lived when in contact with water or soil. There are no special health hazards in working with the poplars.


Because of the extremely rapid growth rate of poplar, the wood was carefully considered as an energy source during the oil crunch of the 1970's. Poplar chips were converted to alcohol in gasohol production trials. In the state of Maine a power plant was constructed to use poplar wood as its fuel supply. Today, fossil fuels remain more economical.

The wood is often used for paper pulp, ideal for magazine production. It's too weak for structural work but is used for trim, moldings, or secondary non-visible furniture parts. It is also used for crates, boxes, pallets, plywood filler, particleboard, and fiberboard. It is the primary source for excelsior packing material. Because of the absence of splinters, it is used for toys, carving, Popsicle sticks, and tongue depressors.

White Poplar is a wood without distinction, and it is unlikely that anyone other than a wood collector would seek it out for a specific application, so reserves are good and not threatened. At the sawmill or lumber yard, it may be included with aspen and cottonwood (and probably Tulip Poplar) as the least expensive of our hardwoods.



Poplar bark young and old



Poplar leaves



Poplar fruit

Library Catalog Now On the Web

By Irv Stephens

The NWA Library now has an online catalog that can be used by using the link labeled, **Library Catalog**, located at the bottom of NWA's homepage. The library's website is hosted by LibraryThing, an organization that focuses on providing library services to more than 2 million individuals and organizations with small libraries. The NWA's library homepage appears below:

You can immediately search for books and magazines by entering one or more words in the search box. For example, entering **Shaker furniture** will retrieve books on that topic in a brief listing. To see more detailed information about a book, just click on the book's title, or by clicking on any of the other blue high-lighted terms you can browse all the library records that are associated with that high-lighted term.

If you want to do a more refined search, click on the small down arrow located to the right of the homepage's search box and then click **Advanced Search**. This opens a template enabling you to search multiple specific data fields. One of the template's options is labeled **Collections**. If you click on it, you will see all the categories that correspond to the library's new shelving scheme. By choosing one of these categories and clicking **search**, you can browse all the books that are shelved in that section.

Classifieds

Project ready specialty wood for flat boarders and turners

- Rustic Adirondack Pine Slabs; 3" thick, 22-30" wide, 8½' long, \$3 board foot, seasoned 2 years.
- Cabinet grade lumber surfaced 2 sides; walnut, butternut, cherry, spalted figured maple, red oak, 4/4, 5/4, 8/4; up to 30" wide, lengths to 10', many raw edge; \$4-8 board foot, well-seasoned.
- Turning stock for bowls, platters, vases, pepper mills; box elder, cherry, cherry burl, maple, maple burl, butternut, lathe ready and totally seasoned, just turn and finish, priced per piece.

This is my personal stash, milled and processed by me sold at one-third of the price of any lumber yard if they even had anything similar. Custom milling also available of your own logs on my saw mill and 20" wide helical head planer.

Mike Kratky NWA member since 1997,
(518) 863-2821 Kratky1@roadrunner.com
119 Riverview Road, Northville, NY 12134

Onieda Mini Gorilla hepa dust collector

- 1.5 hp Baldor motor
- Two turn off turn on remote control devices
- 35 gallon fiber drum with lid and window
- Ten foot long 5 inch diameter flex hose
- Reducer from 5 inch to 4 inch flex hose
- Ten foot long 4 inch diameter flex hose

I purchased the dust collector directly from Onieda in Syracuse, NY on November 1st, 2011 for \$951. I have used it regularly in the past, and it works perfectly. I am going in a different direction for my dust collection so I have this unit for sale. I am asking \$600 for the unit.

Call me to view and purchase 518-339-6981

Stan Blanchard,
2029 Lexington Parkway
Schenectady, NY 12309
stanleywblanchard@gmail.com



Onieda dust collector

December Meeting

Family Night



Thursday,
December 7, 2017
7:00 PM
Clifton Park
Halfmoon
Public Library
475 Moe Rd,
Clifton Park, NY

2017-18 MONTHLY MEETINGS*

Unless noted otherwise, held at the Shaker Meetinghouse on the Second Thursdays at 7:00 PM

For meeting cancellation information, call Ken Evans 753-7759 or Charlie Goddard 370-0388

January 11

Router Potential - Presented by Dave Mobley

February 8

Fixing Mistakes - Presented by Logan Simms

March 8

Turning Techniques - Presented by Trent Bosch

April 12

Small Power Tools - Presented by Dick Flanders

May 10 - TBA

*To be updated with additional information

SPECIAL INTEREST GROUPS (SIGs)

Adirondack Woodturners Association (AWA) - The AWA is active throughout the year. Meetings are held the first Wednesday of the month (except in January and July when it is the second Wednesday), and are held at the NWA Learning Center located at 15 Solar Drive, Clifton Park, NY from 6:30 PM to 9:00 PM. **Contact:** Pam Bucci, President - 429-6440, woolglass2@gmail.com

Wednesday "Learn and Turn" sessions occur on all other Wednesdays at the NWA Learning Center. These sessions run 6:00 PM to 9:00 PM. www.adirondackwoodturners.com **Contact:** Ken Evans - (518)753-7759 or kevans1@nycap.rr.com

Scroller's Guild - Meets on the fourth Wednesday of the month at the NWA Learning Center located at 15 Solar Drive, Clifton Park, NY. A beginner's session starts at 6:30 PM (TBA), followed by a general meeting at 7:00 PM. **Contact:** Jeanne Aldous at AMJAMtat2@aol.com or Barbara Nottke at scroller87@aol.com or 869-6268.

Kaatskill Woodturners - (will now shift to) Saturday mornings at 9:00 AM -- the second second Wednesday of each month at 6:30 until October. at the Opdahl property in Hurley, NY. **Contact:** Wally Cook at wally.cook@gmail.com.

NWA Crafters - Meets every Saturday and Tuesday, from 9:00 AM until noon at the NWA Learning Center located at 15 Solar Drive, Clifton Park, NY. The Crafters provide public service woodworking for various charitable organizations, including the Double H Hole in the Woods camp for children and the GE Toy Modifications Group, and the Make A Wish Foundation. Sharing information, fellowship, and relating experiences are a major part of these sessions. **Contact:** Wayne Distin - (518)674-4171, wdistin@nycap.rr.com, Ken Evans - (518)753-7759, kevans1@nycap.rr.com, or John Heimke, heimkej@sage.edu for more information.

NWA Musical Instrument SIG - Meets every first Tuesday of the month at 7:00 PM to 9:00 PM at the Learning Center. The purpose of the group is to discuss all aspects of all musical instruments, playing, building, repairing, and history. Meetings involve a show and tell table, a program on an appropriate topic, and lots of member interaction. If you want to be on the email list for notifications. **Contact:** Ken Evans at kevans1@nycap.rr.com or (518)753-7759 or (518)281-0779.

The NWA Wood Carvers SIG - The NWA Wood Carvers SIG - Meet each Thursday at 5:00 PM until 8:30 PM all year at the NWA Learning Center located at 15 Solar Drive, Clifton Park, NY. The goal is to promote the art of Wood Carving and to have a good time doing it. The only prerequisite is a desire to carve while making new friends. Wood, tools, and patterns are available. **Contact:** Diane Balch - (518)885-9899, signs@balchsigns.com

Hand Tool SIG - Meets on the 2nd and 4th Wednesday of each month at 7:00 PM in the Herm Finkbeiner Education Center at 15 Solar Dr, Clifton Park, NY. **Contact:** Dave Parkis - 458-7242 for further details: dparkis@nycap.rr.com

Segmented Turning - Meets the first, third, and fourth Thursday of each month at 6:30 PM to 9:00 PM at 15 Solar Drive, Clifton Park, NY. **Contact:** Toby Pauly - 788-7253, e-mail tobypauly@yahoo.com

CHAPTERS

NWA Mid-Hudson - The chapter meets at 7:30 PM on the third Thursday, except July and August, at the Hurley Reformed Church. The Church is just off the the Hurley exit from Rte. 209. Right at the exit, right at the stop sign and left into the Church parking area. **Contact:** Jim Lee, President - (845)382-6045, dlee1963@aol.com

NWA Sacandaga - The chapter meets at 7:00 PM. on the Second Wednesday of each month at 55 Second Avenue, Mayfield, NY. **Contact:** Gary Ratajczak, President - (518)852-1204, info@sacandagawoodworkers.org