

WOODWORKERS NEWS



Northeastern
Woodworkers
Association

December 2003, Vol. 12, Number 7

Family Night 2003

Thursday, December 11th, 7 pm
Shenendehowa Senior Citizens Center
15 Town Hall Plaza
Clifton Park, New York

As we all know, the holiday season is upon us once again and it's time for NWA families and friends to get together. This year, we have added several new activities to make the evening more enjoyable. We will have an **Instant Gallery** of members' work, and, in conjunction with Sacandaga Valley Arts Network, an **Art and Rustic Furniture Exhibit**. Also new this year, we are asking NWA family members to bring samples of their handiwork to show what they've done while the woodworkers are busy in their shops. Whether it's crafts, needlework, art – whatever – bring it in for display in our **Family Gallery**.

There will be woodworking demonstrations, door prizes, jigs, etc. and an opportunity to "show off" projects (completed or in progress), in the **Show and Tell** exhibit.

In the "café area" you can enjoy a cup of coffee or tea along with some delicious homemade treats brought by the "pastry chef" in the family. (Don't forget to remind him/her to start looking up their favorite dessert recipes.)

Throughout the evening music will be provided by Ms. Darla Gailly, a guitarist and member of the Sacandaga Valley Arts Network.

Mark your calendar now for a relaxing evening of socializing, friendly conversation, interesting exhibits and, best of all, lots of delicious goodies.

Volunteers are needed to help set up the room beginning at 6:00 P.M. If you can help, please call or email Pat McCord at 439-1232 or ptmccord@mybizz.net.

DIRECTIONS

From the Northway: Exit 9, West on Route 146, left onto Vischer Ferry Road, left into Clifton Common (Town Hall Plaza) – It's the red brick building on the right.

From Schenectady: Route 146, cross Rexford Bridge. At second traffic light, follow Route 146 East, right onto Vischer Ferry Road, left into Clifton Common (Town Hall Plaza) – It's the red building on the right. 🚗

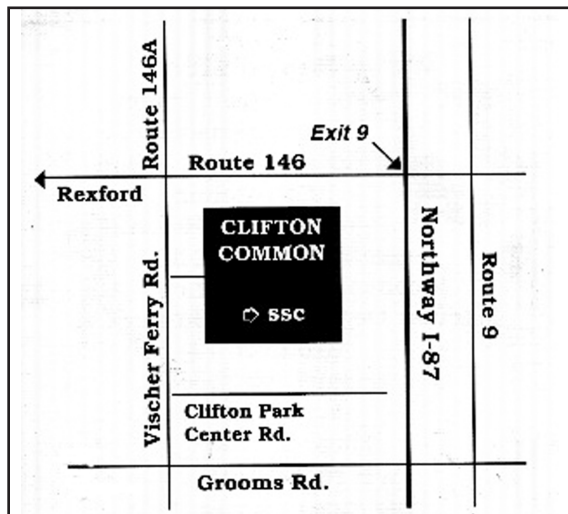
A Painful Story....and a Lesson Learned

- John Michne

In a previous version of my web site I had written a section about making scarf joints for boat building with cedar strips. In that article I said, "Safety is more of a concern with the table saw, since the strips dangling off the table require them to be held tightly in the jig. While surgeons have performed miracles reattaching severed limbs, I rather doubt that scarfing fingers back together was covered in medical school. A clamping arrangement on the sled is a must."

Recent events have proven me wrong. Surgeons do indeed scarf fingers back together.

Here's what happened. I was trimming some ~ 3/32" curly maple veneer I had just sliced from a piece of ten year old air-dried firewood. The firewood had been flattened completely with a jackplane, followed by a few passes on the jointer. I checked it on the saw table against the fence to be sure it would pass the blade and still be in full contact with the fence, then sliced off several pieces of beautifully figured veneer. So far, so good. The next step was to trim the bark edges. I checked the thickness to be sure it wouldn't slip under the fence as it was being trimmed, and did two or three pieces with no problem. But the next piece had a crack in it. As the cut approached the crack, the kerf got squeezed together at



(Continued on Page 3)

WOODWORKERS NEWS is published by the Northeastern Woodworkers Association for its members. The Association's aim is to provide a common meeting ground for lovers of woodworking who want to know more about wood and the techniques for forming it. The newsletter is published nine times annually, six regular editions and three special editions (SHOWCASE, Shop Tour, and Family Night). The publication is assembled in QuarkXPress 4.0 on a Macintosh G4, duplicated by Shipmates, and mailed to more than 700 addresses.



Your next issue of
Woodworkers News
will be published
in early January.

Copy deadline: December 15
Clark E. Pell, Editor 731-2475
cepell@MSN.com
Elizabeth Keays Graphic Artist
Designer



WEBSITE(S)

www.woodworker.org
www.nwawoodworkingshow.org

Website Editor Bill Fahy 869-0954
BBFahy1@nycap.rr.com

NWA maintains two websites,
the first noted here
operates continuously.

We also offer selected
links to other sites of interest
to our membership.

Webmaster - Justin Rohrer
rohrej@nycap.rr.com

The second site operates from
January 1 to May 30
and carries specific
information about SHOWCASE.

Webmaster - Rich Pagano
279-0936
Richpagano@earthlink.com



**NORTHEASTERN
WOODWORKERS ASSOCIATION**
P.O. BOX 246
Rexford, New York 12148

Showcase Raffle Donations; Build Us Something!

- Dan Dearstyne, Showcase Raffle Chair

With Showcase 2004 only months away, and the winter months closing in on us, I'd like to suggest that the woodworkers who are reading this might consider building a small project to donate to the Showcase raffle. Although we will have our usual selection of tools for the raffle, it would be great to have some of the members' work represented. The pieces don't need to be large or complex (but feel free to do so, if you're inclined). Maybe there is a piece that you've been wanting to create, just to say you did it, but don't necessarily need. This would be a great chance to expand your creative limits and benefit the NWA at the same time. Please contact me at 283-8079 if you're interested in making something for the raffle. 🐼

THIRD WOODWORKING WEEKEND

January 16th and 17th, 2004

FRIDAY, 12:00 PM to 9:00 PM - SATURDAY, 9:00 AM to 4:30 PM

The Third NWA Woodworking Weekend will be held on January 16th and 17th, 2004 at Sears in Colonie Center and will offer a large variety of lectures and demonstrations. Topics will include:

| | | |
|---------------------------------------|-----------------------|----------------|
| Beginners Clinic | Tablesaw basics | Finishing |
| Carving | Marquetry | Jointer Basics |
| Sharpening | Hand Planes | Making Boxes |
| Omni Jig | Casework | Turning |
| Antique Restoration | Drill Press | Scrollsawing |
| Moulding Planes | Cabriole Legs | Abrasives |
| Wood Collecting | Hand Tools | Lathe Basics |
| Japanese Woodworking | Bending Wood to Forms | |
| Making A Shaker Chair with Hand Tools | | |

An Instant Gallery of pieces made by NWA members will again be a major feature. Be sure to bring one or more items for display.

Coffee and munchies will be provided both days. Dinner and lunch are available in the Mall Food Court.

Checks for \$20 should be made payable to NWA and sent with registration form to:

Pat McCord
9 Sussex Road
Glenmont, NY 12077-3239

For further information, please call Ken Evans at (518) 753-7759
Visit our website for the schedule and directions to Sears
www.woodworker.org

REGISTRATION FORM

Name _____

Email address _____

Street _____ City _____ Zip code _____

Phone _____

Send your \$20 check payable to NWA to Pat McCord,
9 Sussex Road, Glenmont, NY 12077-3239

Building Hummers!

- *Herm Finkbeiner*

Back in October I sent a note to NWA members who live close to me to suggest that we get together to make some of the toys that will be given to the kids at the show in March.

On November 6th a group got together at John Michne's shop and started turning out Hummers (no, not on a lathe!). They had such a good time they agreed to get together again on the 13th but unfortunately (see pg 1) John had an accident in his shop so the next session there was postponed.

However, a different group met at Jim Kennedy's shop on Nov. 15th, and again on the 20th, to build a bunch more Hummers. We had a great time drinking Jim's coffee and eating his donuts as well as learning some woodworking.

This is the reason that NWA exists; to work together, to learn a bit of woodworking and to get to know other NWA members. 🐶




More hummer-builders... Jim Smiley, Don Partridge, Lou DeMola and Charlie Goddard in John Michne's shop.



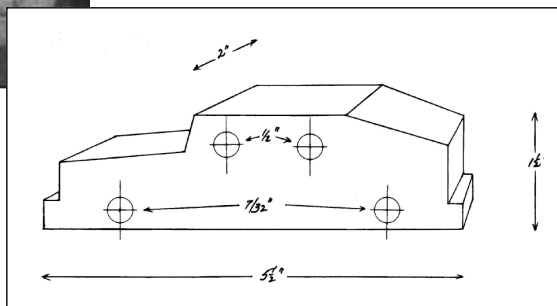
Steve Schoenberg, Perry Bonanni and Luke Bremer making hummers at Jim Kennedy's shop.

Toy Factory Give-a-Way For Showcase 2004



- *Jay Van Vranken*

The hummer is $1\frac{1}{2}$ " high, 2" wide and $5\frac{1}{2}$ " long. Use 2 BY 4 stock or if available use full 2" stock ($\frac{8}{4}$). Cut out the pattern, drill two $\frac{1}{2}$ " holes on each side about $\frac{1}{2}$ " deep for the windows, and drill two $\frac{7}{32}$ " holes about $\frac{1}{4}$ " from the bottom for the axles and wheels. 🐶



A Painful Story

(Continued from Page 1)

the crack by the pressure of holding the piece against the fence. The saw grabbed it and the next thing I knew I was holding a bloody left hand. Then came 911, ambulance (slow ride - no siren), Albany Med ER, and a plastic surgeon. The only permanent damage is to the first joint from the tip of my index finger. It was pretty well chewed up and will be fused in future surgery, along with some tendon repair to the middle finger. The rest of the fingers were just lacerated, some worse than others. No pain at all a day later and full motion will be possible later, except for the fused joint.

Bad luck? Inattention to detail? Not using the guard? Distraction? It was probably some or all of the above. The bad luck was having the accident in the first place. Not paying attention to the small crack and its possible consequences was probably the main cause. Using the guard would probably have let me off with only a scary warning. I really don't think I was distracted, but the veneer sure was pretty to look at.

The reason for cutting the veneer was for possible use for the sides of a violin I might have built. If I don't get the full use of my hand I may not need it now. Lesson learned. 🐶

NWA Obtains 501(c)(3) Status

- *Dale Swann*

The IRS has responded to our recent application and determined that NWA qualifies for 501(c)(3) status.

As a consequence, all donations (not dues) to NWA are tax deductible to the donor and there is no longer an upper limit to the gross income of the Fiske Fund.

The next step will be to apply to New York State for exemption from having to pay sales tax on purchases. 🐶

An Idea That Really Works

- *Bart Chabot*

In a conversation with Herm Finkbeiner, he said "here's an idea that really works". Get a few people together who enjoy working with wood, novice to expert, at someone's shop and discuss an objective. Ideas flow when different minds look for the best and most efficient methods to accomplish a task. In order to start such a session I could just send post cards to everyone in the 12308 and 12309 zip codes and wait for the responses to come in.

That is exactly what I did and on a balmy Monday morning in mid-November a group gathered, and boy did we make sawdust.

The project was to construct bird-house kits for Camp Hole in the Woods in Luzerne, the camp for seriously ill children established by actor Paul Newman and Charles Wood of The Great Escape Corporation.

We met at 10:00 am, discussed the project with all its angles and bevel cuts and decided to divvy up the work to keep out of each others way and to make sure that safety was considered first. The sawdust began piling up before 11 am! After switching jobs to avoid boredom, a coffee

break, a lunch break and more sawdust, the job was finished about 3:30 pm.

While much was accomplished it was the camaraderie that made it so much fun. Just developing jigs and using them to aid in the task led to lots of give and take. There was even some new wood-working knowledge acquired including the discovery that a drill press works better when the drive pulley is actually fastened to the motor! All of the guys said that they enjoyed making it possible for the kids to make something out of wood. My thanks go out to: Andy Foster, Austin Spang, Richard Vandenheuvell, Dale Swan, Charlie Goddard, Tom Meyers and Herm Finkbeiner for an "Idea That Really Works".

The fifty bird houses were the last part of a request of fifty each for three sizes of stars, critter houses, sports cars, and space shuttle



Austin Spang, Tom Meyers and Charlie Goddard considering how to make the last piece of roof from a strip of plywood.


vehicles. The stars needed completion by end of October since they were shipped to another site, Camp Hole in the Woods in Africa. Bill Fahy came to the rescue along with Steve Harris of Friends Lumber in Schenectady. Steve also completed the space ships and the race cars. John and Leslie Keeling made fifty critter-houses kits.

Last but by no means least, our thanks definitely go to Friends Lumber Co. that supplied all the material and dropped it off at my house. 🐿

A Shop-made Feed Helper

- *John Michne*

Ripping a long plank can sometimes be awkward, even with a supplemental infeed table. Pushing a large plank past the saw blade while keeping it against the fence can produce less than a high quality cut. I found the shop-made pusher to be quite helpful. It consists of a piece of scrap $1\frac{1}{2}$ " plywood, a handle, and some $1\frac{1}{4}$ " finishing nails. The nails are driven into the plywood at a forward angle, with just the tips sticking out the other side. Attach a handle and it's done. The tips of the nails dig into the stock for a firm forward push, while lateral pressure keeps the work against the fence. I have it on good authority that the design is also useful for jointer feeding, better than the foam rubber-coated pusher blocks. 🐿



Shop Made Sanding Discs

- *Ken Miller*

A wonderful article on high speed finishing without swirl marks appeared in Fine Woodworking, No. 82, May/June 1990, page 65 by James R. Johnson. Sanding discs are made of plywood with a foam backing for use with a portable drill. A comment in this article is quite correct. "The finish also seems smoother than you would expect; 120 grit paper cuts like 150 or 180 grit." The foam backing allows the paper to ride lightly over the surface and leaves no score marks from isolated grit or dust. I have started to distribute foam free at the AWT and NWA meetings, so look for more foam and a copy of this article at the next meeting. 🐿

Fiske Fund

The last application period which ended September 30 produced only one application. Keith Tompkins will be taking a 3-day turning course from David Ellsworth in Quakertown, PA.

The next application period will end April 30, 2004. The Fund has sufficient money to support a number of grants. If there is a course you would like to take don't hesitate to apply for a grant. If you need information about available courses contact Ralph Lichtenstein at 413-698-3123 or RCVino@aol.com.



NWA members who received Fiske Fund awards from the April/03 round of applications include (front, L to R) Julie Rodriguez, Mike Basile, Larry Zinn, George Covell, Herb Cook; (back L to R) Lou DeMola, Karl Avenarius, Barbara and Mark Turpin.

Antique Planes – Showcase 2004 Tool Exhibit

- Ken Miller

This year the antique tool exhibit will feature planes. If you have some interesting planes and written material and wish to participate please call me at (518) 753-6334 or email me at rnillek3@rpi.edu. Above all we need a central exhibit with a gimmick and humor, so put on your thinking caps. The line up so far consists of :

1. Homemade planes - Cloud Kennedy, Bob Kehn, Jack Norray
2. Ken and Mike Miller - Plow, Compass, Stanley 45, Wooden molding
3. Leonard Bellanca - Wooden molding in a tool box
4. Alden Wittam - Have written, expect yes
5. Hancock Shaker Village - Exhibit & lecture (tentative)
6. Chatham Shaker Museum – Exhibit & lecture (tentative)
7. Tom DiGiovanni – Japanese Planes
8. Ernie Conover – Various planes
9. Demonstration – How to plane a long, continuous, single ribbon of pine

CHAPTER NEWS

Sacandaga Chapter News

Our November 12th meeting was a presentation/demonstration by Bill Bush, a long time NWA member and fine furniture craftsman. The program was devoted to abrasives and sanding techniques that lead to a fine finish on your project. This program was exceptional and everyone learned something new.

Our December 10th program will be a change of pace. We will meet at the shop and salesroom of "Pine Hollow Rustics", a shop specializing in the making of north country and rustic items and furniture. The shop is located on Route 30 just south of Northville (the building where the Bramer Chevrolet dealer was once located at 933 Rt. 30).

This meeting will focus on the construction of rustic items and we will be given a tour of the shop and store. We will have our usual meeting and refreshments at this location but will meet back at the high school in January. This meeting should be great, and I hope everyone can make it.

Officers for the year are:

President - Dick Edel, 762-4851 and Bob Beyer, 883-3617
Treasurer - Ron Custer, 762-2672
Newsletter - Dick Solar, 762-4308
NWA Liaison - Gary Spencer, 863-6433

All Members of NWA are invited to attend the 7:00 P.M. meetings that are usually held at the Mayfield High School woodshop. Light refreshments are served.

For information or directions call:

Bob Beyer - 883-3617
Dick Edel - 762-4851
Gary Spencer - 863-6433

Last Chance: Membership Dues for 2004

- Austin Spang

Please send in your 2004 membership dues if you have not done so already. The dues are still the same, \$20 for individual membership and \$25 for more than one member residing at the same address. If you do not plan to renew, it would be helpful if you let me know at spang@nycap.rr.com . 🐿

CLASSIFIEDS

Free: Squirrel cage fan and motor.

Will make a good air cleaner or sanding station. Free to the first caller. Norm Castle, 518-346-5416.

For Sale: Variacs, variable transformers: 8 amp - \$15, 10 amp - \$25. Craftsman scroll saw, 24", 1940s, model 103.0404, \$75. Craftsman wood lathe, 9" swing, 1954, model 103.23070, \$125. Ken Miller, 753-6334.



Northeastern Woodworkers Association
P.O. Box 246
Rexford, New York 12148-0246

THIRD
WOODWORKING WEEKEND
SIGN UP NOW!
January 16th and 17th, 2004
Details on Page 2

**GENERAL MEETINGS
AND SPECIAL EVENTS**

CALENDAR 2003-04

| | |
|---------------------|---|
| December 11, 2003 | Family Night Shenendehowa Senior Citizen Center Clifton Park |
| January 8, 2004 | "Dust Collection Systems" - Panel Discussion Shaker Meeting House |
| January 16-17, 2004 | Woodworking Weekend Sears – Colonie Center |
| March 11, 2004 | "Veneering" Shaker Meeting House |
| March 27-28, 2004 | SHOWCASE 2004 Saratoga Springs City Center |
| April, 2004 | Home Workshop Tours Dates and locations to be announced |
| May 13, 2004 | "Segmented Turnings" Shaker Meeting House |

SPECIAL INTEREST GROUPS

SPECIAL INTEREST GROUPS (SIGs)

Meetings are held at the Curtis Lumber Company conference room on Route 67, Ballston Spa. Details of specific events will be carried in the newsletter.

Adirondack Woodturners Association - The AWA is active throughout the year. Meetings are every first Wednesday of the month (except in January and July when it is the second Wednesday). Beginners' sessions begin at 6 pm; the main program at 6:30 pm. Saturday "Learn and Turn" sessions are also scheduled.

www.woodturners.org

Contact: Ken Evans, 753-7759 or Kevans1@nycap.rr.com

Carver's Guild - Meets second and fourth Wednesday of the month at 7 p.m. Contact Bill McCormack, 233-7260.

Scroller's Guild - Meets the third Wednesday of each month at 6 p.m. Contact Jean Aldous, 893-2273 or AMJAMTAT2@aol.com

CHAPTERS

NWA Mid-Hudson - The chapter meets at 7:30 p.m. on the third Thursday, except July and August, at the Central Hudson Electric Company Community Center, Route 28, Kingston. Contact: Joe Mikesch, (845) 687-4285

NWA Sacandaga - The chapter meets at 7 p.m. on the second Wednesday of each month at Mayfield High School in the woodworking shop. Park by the section of the building that protrudes further into the parking lot and enter the nearest of the (5) doors. Contact: Gary Spencer, 863-6433.